




# **PRISONERS STATISTICS REPORT TANZANIA MAINLAND, 2025 JANUARY - DECEMBER 2025**



**March, 2026**

## **Vision**

The vision of the Prisons Service is to become an excellent professional correctional service operating along the national and international set norms and standards.

## **Mission**

The mission of the Prisons Service is to effectively play a role in the enhancement of community safety through custodian sentence, management and supervision of offenders, custodial remand services, programmes and services which address offenders' rehabilitation needs and policy advice on crime prevention and treatment of offenders.

## **Philosophy of work**

Correction of offenders facilitate in maintaining peace and security in community as stipulated in criminal law procedure, it encourage offenders to use opportunities that will help them in changing their behavior while at the same time showing the required standard of control. Tanzania Prison Service (TPS) believes that offenders are responsible for their behavior and are capable of living like other good citizens who follow the rule.

Prepared by;

Commissioner General of Prisons,  
Prisons Service Headquarters,  
Arusha Road,  
Msalato Area,  
P.O Box 1176,  
**Dodoma.**

Telephone: +255 (026) 2323300

Fax +255 (026) 2323300

Email [cgp@prisons.go.tz](mailto:cgp@prisons.go.tz)

Website [www.prisons.go.tz](http://www.prisons.go.tz)

## **Table of Contents**

List of Tables.....	iv
List of Figures .....	vi
Abbreviations .....	vii
Foreword .....	viii
Acknowledgments.....	ix
Executive Summary .....	x
CHAPTER ONE .....	1
Background .....	1
1.0 Introduction .....	1
1.1 Geography and Administration.....	1
1.2 Tanzania Prisons Service .....	2
1.2.1 Responsibilities of the Tanzania Prisons Service .....	2
1.2.2 Tanzania Prisons Service Statistics.....	3
1.2.3 The Research and Statistical Unit of Tanzania Prisons Service .....	3
CHAPTER TWO .....	4
Statistics of Offenders Present in Prisons .....	4
2.0 Introduction .....	4
2.1 Prisoner’s Statistics by Region and Sex .....	4
2.2 Convicts Prisoner statistics in Prisons by Regions and Age Tanzania Mainland, 2025 .....	6
2.3 Convict Prisoners Statistics in Prisons by Regions, Sex and Behavior.....	7
2.4 Convict Prisoners Sentenced to Death Penalty and their Status of Appeals .....	8
2.5 Adult and Child Convicts who were Present in Prisons by Sex and Type of Offence .....	9
2.6 Adult Convicts Present in Prisons by Type of Offence and Length of Sentence .....	11
2.7 Adult and Child Remands in Prisons whose Cases Were Still Pending in Court by Sex, Type of Offences .....	13
2.8 Pregnant Offenders and Offenders with Children .....	15
2.9 Foreign Convicts who were in Prisons by Sex, Type of offence and Countries of Domicile, 2025 16	
2.10 Foreign Remands who were in Prisons by Sex and Type of Offence .....	18
2.11 Prisoners with Mental Disabilities.....	19
2.12 Convicts with Disabilities Presents in Prisons .....	20
2.13 Remand with Disabilities Present in Prisons.....	22
CHAPTER THREE.....	23
Offenders Admitted in Prisons Directly from Court.....	23
3.0 Introduction .....	23
3.1 Offenders Admitted in Prisons Directly from Courts by Sex and Region.....	23
3.2 Convicts Admitted in Prisons from Courts by Age, Sex and Region .....	25
3.3 Second Offenders and Recidivist Admitted in Prisons from Courts by Sex and Region .....	27
3.4 Adult Convicts Admitted in Prisons from Court by Sex, Type of Offence and Length of Sentence28	

3.5	Child Convicts Admitted from Court by Sex, Type of Offence and Length of Sentence .....	30
3.6	Convicts admitted in Prisons from Court for Failure to Pay Fines by Length of Sentence and Region	32
3.7	Pregnant Offenders and Offenders with Children Admitted in Prisons Directly from Courts by Type of Offence .....	33
3.8	Adult Remands Received Directly from Courts by Sex, Type of Offence and Waiting for hearing and Judgement .....	33
3.9	Child Remands Admitted in Prisons Directly from Courts by Sex, Type of Offence and Time they were Admitted.....	35
3.10	Foreign Convict Prisoners Admitted in Prisons from Court by Sex and Country of Domicile	35
3.11	Foreign Remands Admitted in Prisons from Court by Sex and Country of Domicile .....	37
3.12	Prisoners with Disabilities Admitted to Prisons from Courts by Type of Disability, Mode, and Offence, Mainland Tanzania, 2025 .....	38
3.13	Remand Prisoners with Disabilities Admitted to Prisons by Sex, Type of Disability and Offence, Mainland Tanzania, 2025 .....	39
CHAPTER FOUR.....		40
Offenders Transferred from One Prison to Another.....		40
4.0	Introduction .....	40
4.1	Transfer of Offenders by Sex and Region .....	40
CHAPTER FIVE.....		42
Offenders Released from Prisons.....		42
5.0	Introduction .....	42
5.1	Offenders Released from Prisons .....	42
5.2	Convicts Released on Extra Mural Penal Labour (EML) by Gender and Region, Tanzania Mainland, 2025 .....	44
5.3	Prisoners Released on Parole by Sex and Region .....	46
5.4	Prisoners Released on Community Service.....	48
5.5	Prisoners Released After Paying Fines by Length of Sentence and Region .....	49
5.6	Escapee Offenders under Lawful Custody by Gender and Region .....	50
5.7	Death of offenders in Prisons by Gender and Region .....	51
CHAPTER SIX.....		53
Offenders Charged with Disciplinary Penalties while in Prisons .....		53
6.0	Introduction .....	53
6.1	Offenders Awarded Penalties in Prisons by Region and Type of Crime .....	53
CHAPTER SEVEN.....		55
Remand Prisoners Sentenced to Imprisonment While in Prisons.....		55
7.0	Introduction .....	55
7.1	Remands Convicted While in Prison by Sex and Region .....	55
CHAPTER EIGHT .....		57
Education and Skills Development for Prisoners .....		57
8.0	Introduction .....	57
8.1	Offenders in Prisons by Level of Education, Sex, and Region .....	57

8.2	Prisoners Enrolled in Adult Education Programmes .....	59
8.3	Prisoners Enrolled in Vocational Training Skills .....	60
8.4	Prisoners Provided with Entrepreneurship Training.....	62
8.5	Prisoners Awarded Vocational Training Certificates .....	63
CHAPTER NINE.....		64
Trend of Offenders .....		64
9.0	Introduction .....	64
9.1	Trend of Offenders In prison, Received, Released and Recidivist.....	64
9.2	Types of Offenses with the Largest Number of Offenders Present and Received to Prisons...	67
CHAPTER TEN.....		68
Strategic Approaches to Preventing and Addressing Inmate-Related Challenges in The Efforts to Reduce Crime Nationally.....		68
10.0	Introduction.....	68
10.1	Recidivism Prevention Strategy .....	68
10.1.1	Vocational Skills and Entrepreneurship Training Programs .....	68
10.1.2	Psychological and Spiritual Rehabilitation Programs .....	69
10.1.3	Addiction Treatment Programs.....	69
10.1.4	Mental Health Programs .....	69
10.1.5	Sports and Health Programs .....	70
10.1.6	Pre-Release Preparation Programs .....	70
10.2	Strategy for Controlling Crime and Disciplinary Offences within Prisons.....	70
10.2.1	Use of Modern Security Technologies.....	70
10.2.2	Strengthening Internal Intelligence Systems .....	70
10.2.3	Disciplinary System and Internal Sanctions .....	70
10.2.4	Classification, Segregation, and Management of Special Categories .....	71
10.3	Community and Stakeholders Engagement Strategy .....	71
10.3.1	Implementation of Alternative Sentencing Mechanisms .....	71
10.3.2	Establishment of Transitional Housing Facilities .....	72
CHAPTER ELEVEN.....		73
Conclusion .....		73
11.0	Introduction.....	73
11.1	Recommendations .....	74

## List of Tables

Table 2.1	Prisoners statistics in Prisons by Sex and Region: Tanzania Mainland, 2024 and 2025 ...	5
Table 2.2	Convicts Prisoner Statistics in Prisons by Age, Sex and Region: Tanzania Mainland, 2025.....	6
Table 2.3	Convict statistics in Prison by Region, Sex, and Type of Behavior: Tanzania Mainland, 2025.....	8
Table 2.4	Convict Prisoners Sentenced to Death by Type of Appeals and Region: Tanzania Mainland, 2025 .....	9
Table 2.5	Statistics of Adult and child Convicts in Prisons by Sex and Type of Offence: Tanzania Mainland, 2025 .....	10
Table 2.6	Number of Adult convicts Present in Prisons by Type of Offence and Length of Sentences: Tanzania Mainland, 2025 .....	12
Table 2.7	Number of Remands who were in Prisons by Sex and Type of Offences: Tanzania Mainland, 2025. ....	14
Table 2.8	Number of Pregnant Offenders and Offenders with Children by Type of Offence: Tanzania Mainland, 2025 .....	16
Table 2.9	Foreign Convicts who were in Prisons by Sex and Type of Offence: Tanzania Mainland, 2025.....	16
Table 2.11	Foreign Remands Statistics in Prisons by Sex and Type of Offence: Tanzania Mainland, 2025.....	18
Table 2.12	Foreign Remands who were in Prisons by Sex and Country of Domicile, Tanzania Mainland, 2025 .....	19
Table 2.13	Prisoners with Mental Disabilities Present in Prisons by Region; Tanzania Mainland, 2025.....	20
Table 2.14	Number of Convicts with Disabilities Presents in Prison by Type of Disability and Offence, Tanzania Mainland, 2025 .....	21
Table 2.15	Number of Remands with Disabilities Presents in Prisons by Sex and Type of Disability and Offence, Tanzania Mainland, 2025 .....	22
Table 3.1	Offenders Admitted in Prisons from Court by Sex and Region: Tanzania Mainland, 2024 and 2025.....	24
Table 3.2	Number of Convicts Admitted in Prisons from Courts by Age, Sex and Region .....	26
Table 3.3	Number of Second Offenders and Recidivist Admitted in Prisons Directly from Court by Sex and Region: Tanzania Mainland, 2025.....	27
Table 3.4	Number of Adult Prisoners Admitted from Court by Sex, Type of Offence and Length of Sentences: Tanzania Mainland, 2025 .....	29
Table 3.5	Number of Children Prisoners Admitted from Court by Sex, Type of Offence and Length of Sentence: Tanzania Mainland, 2025 .....	31
Table 3.6	Number of Convicts Received in Prisons from Courts Who Failed to Pay Fines by Region and Length of Sentences, Tanzania Mainland, 2025. ....	32
Table 3.7	Number of Pregnant Offenders and Offenders with Children Received in Prisons Directly from Courts by Type of Offence: Tanzania Mainland, 2025. ....	33
Table 3.8	Number of Adult Remand Prisoners Received Directly from Courts by Sex, Type of Offences and Time they were Admitted: Tanzania Mainland, 2025 .....	34
Table 3.9	Number of Child Remands Admitted in Prisons from Courts by Sex, Waiting Duration Before Judgment and Type of Offences: Tanzania Mainland, 2025. ....	35

Table 3.10	Number of Foreign Convicts Received in Prisons from Courts by Sex and Country of Domicile: Tanzania Mainland, 2025 .....	36
Table 3.11	Number of Foreign Convicts Admitted in Prisons from Court by Sex and Type of Offense: Tanzania Mainland, 2025 .....	36
Table 3.12	Foreign Remands Admitted in Prisons from Court by Sex and Domicile Country, Tanzania Mainland, 2025. ....	37
Table 3.13	Number of Foreign Remands Admitted in Prisons from Court by Sex and Type of Offence: Tanzania Mainland, 2025. ....	38
Table 3.14	Prisoners with Disabilities Admitted to Prisons from Courts by Type of Disability and Offence, Mainland Tanzania, 2025 .....	38
Table 3.15	Remand Prisoners with Disabilities Admitted to Prisons by Sex, Type of Disability and Offence, Mainland Tanzania, 2025 .....	39
Table 4.1	Number of Offenders Transferred to other Prisons by Sex and Region: Tanzania Mainland, 2025 .....	41
Table 5.1	Number of Offenders Released from Prisons by Gender and Region, Tanzania Mainland, 2025.....	44
Table 5.2	Number and Percentage Distribution of Convicts Released on Extra Mural Penal Labour (EML) by Gender and Region: Tanzania Mainland, 2025.....	46
Table 5.3	Convicted Prisoners Released on Parole by Gender and Region, 2025.....	47
Table 5.4	Convicts Release Under the Community Service Programme .....	49
Table 5.5	Number of Convicts Released After Paying Fines by Sentence Length and Region, Tanzania Mainland, 2025 .....	50
Table 5.6	Number of Escapee Offenders by Sex, Type and Region: Tanzania Mainland, 2025 .....	51
Table 5.7	The Death of Offenders in Prisons by Region and Sex Tanzania Mainland, 2025.....	52
Table 6.1	Number of Offenders Charged with Disciplinary Penalties While in Prisons by Type of Penalty and Region: Tanzania Mainland, 2025.....	54
Table 7.1	Number of Remands Convicted While in Prison by Sex and Region: Tanzania Mainland, 2025.....	56
Table 8.1	Offenders in Prisons by Level of Education, Sex, and Region; Mainland Tanzania, 2025 .....	58
Table 8.2	Prisoners Enrolled in and Completing Adult Education Programmes by Sex and Regions Tanzania Mainland, 2025 .....	59
Table 8.3	Prisoners Enrolled in Vocational Training Skills .....	61
Table 8.4	Prisoners Completed Vocational Training Skills.....	62
Table 8.5	Prisoners Awarded Vocation Training Certificate (VETA) by Sex and Region; Tanzania Mainland, 2025 .....	63
Table 9.1	Number of Offenders Present, Received, Released, and Recidivist; Mainland Tanzania, 2021–2025.....	64

## **List of Figures**

Figure 2.1 Prisoner’s Statistics, Tanzania Mainland, 2025 .....	5
Figure 2.2 Convict Prisoners statistics in Prison by Age, Sex: Tanzania Mainland, 2025 .....	7
Figure 2.3 Number of Adult Remands who were in Prisons by Type of Offences: Tanzania Mainland, 2025 .....	15
Figure 3.1 Offenders Admitted in Prisons from the Court: Tanzania Mainland, 2025 .....	23
Figure 3.2 Number of Offenders Received in Prisons from Court by Sex and Region: Tanzania Mainland, 2025 .....	25
Figure 5.1 Number of Offenders Released from Prisons in Tanzania Mainland, 2024 and 2025.....	43
Figure 5.2 Convicts Released on Extra Mural Penal Labour (EML), Tanzania Mainland, 2025 .....	45
Figure 5.3 Number of Prisoners Released on Parole in 2025.....	48
Figure 8.1 Prisoners Enrolled in and Completing Vocational Training Skills; Tanzania Mainland, 2025.....	62
Figure 8.2 Prisoners Trained in Entrepreneurship by Region and Sex, Tanzania Mainland, 2025 ...	63
Figure 9.1 Number of Offenders Present in Prisons; Mainland Tanzania, 2021–2025 .....	65
Figure 9.2 Number of Offenders Received in Prisons; Mainland Tanzania, 2021–2025.....	65
Figure 9.3 Number of Released Offenders; Mainland Tanzania, 2021 – 2025 .....	66
Figure 9.4 Number of Recidivist Offenders; Mainland Tanzania, 2021 – 2025 .....	66

## **Abbreviations**

A/INSP	-	Assistant Inspector of Prisons/Police
C	-	Children (Below 18 years)
CGP	-	Commissioner General of Prisons
DCP	-	Deputy Commissioner of Prisons
Dr.	-	Doctor
DRC	-	Democratic Republic of Congo
EML	-	Extra Mural Labour
F	-	Female
HIV/AIDS	-	Human Immunodeficiency Virus/Acquired Immunodeficiency Syndrome
INSP	-	Inspector of Prisons/Police
M	-	Male
NBS	-	National Bureau of Statistics
NPS	-	National Prosecution Services
O <sup>I</sup> /C	-	Officer In-Charge
SGT	-	Sergeant
S'SGT	-	Staff Sergeant of Prisons.
SP	-	Superintendent of Prisons
SSP	-	Senior Superintendent of Prisons
TPS	-	Tanzania Prisons Service
TSMPII	-	Tanzania Statistical Master Plan Phase Two
TPF	-	Tanzania Police Force

## Foreword

The Tanzania Prisons Service (TPS) continues to produce statistical information for convicted and remand prisoners who are in prisons with the aim of knowing their numbers, types, length of sentences, behavior and record keeping.

This report will help the Tanzania Prisons Service in planning, improving the quality of services provided and quantity of resources needed including human, finance and logistics. This will enable to serve and rehabilitate prisoners who are in prisons until they finish their sentences in accordance with the law.


TPS continues to acknowledge the importance of updating its information in time. In collaboration with the National Bureau of Statistics (NBS) under the Tanzania Statistical Master Plan Phase Two (TSMP II), TPS will be able to provide statistical information of all prisoners on a quarterly basis and eventually facilitate preparation of annual reports.

This report reveals the contribution of TPS in facilitating, planning and taking initiatives in decision-making giving directives for delivery of better prisons services in the country among other tasks of reducing crimes as specified in the Tanzania Development Vision 2050 (DIRA 2050).

May I call upon other criminal justice forum, private institutions and community at large to continue collaborating with TPS in ensuring reduction of crimes, which will eventually help in reducing congestion of offenders in prisons.



**Jeremiah Yoram Katungu**  
Commissioner General of Prisons



.....

Jeremiah Y. Katugu, *ndc*  
Commissioner General of Prisons,  
Tanzania Mainland

**DODOMA.**

## Acknowledgments

The completion of the 2025 Statistical Report of Convicts and Remand Prisoners in Tanzania Mainland is a great achievement to the Tanzania Prisons Service. This report is the 10<sup>th</sup> in a series of official statistical reports on Convicts and Remand Prisoners in Tanzania Mainland. The preparation of this report involved officers from TPS, NBS, TPF and NPS led by Deputy Commissioner of Prisons - DCP Justine M. Kaziulaya (TPS).



**Chacha B. Jackson - CP**  
Commissioner of Finance and Planning

Special thanks should go to the Commissioner General of Prisons Service Jeremiah Y. Katungu for his leadership, advice, encouragement as well as providing directions to take for a successful completion of this report. I am also grateful to the Statistician General of the National Bureau of Statistics, Dr. Amina S. Msengwa for her financial support through the TSMP II funds and for allowing NBS staffs to collaborate with Prisons staff in preparation of this report.

Moreover, this report was made possible through inputs from various experts namely: - ACP Mathias K. Mkama (TPS), SSP- Kilian E. Ngalla (TPS), SP Beatrice A. Kavenuke (TPS), ASP Fidel O. Ndiege (TPS), Insp Elia P. Kuguru (TPF), A/Insp Gilbert M. Gratian (TPS), A/Insp Donald E. Kombe (TPS), A/Insp Sikujua A. Emmanuel (TPS).

Other participants are A/Insp Ruth A. Mshiu (TPS), A/Insp Desdery J. Mallya (TPS), A/Insp Joyce S. Kamunu (TPS), A/Insp Getruda S. Yamsebo (TPS), A/Insp Hatibu S. Kungulilo (TPS), A/Insp Jackson Tilla (TPS), S/Sgt Regnald M. Shabani (TPS), S/Sgt Yustamater C. Kashorogoto (TPS), Ms. Beata A. Kittau (NPS) and Ms. Magreth J. Maningi (NBS).

My sincere gratitude should be extended to all Prison officers in Tanzania Mainland, the staff of Tanzania Police Force, National Prosecutions Services and National Bureau of Statistics for their contributions in the preparation of this report.

A handwritten signature in blue ink, appearing to be 'Chacha B. Jackson'.

.....  
CP Chacha B. Jackson

Commissioner of Finance and Planning

Tanzania Prisons Headquarters,

**DODOMA.**

## **Executive Summary**

The 2025 Statistical Report on Convicts and Remand Prisoners in Tanzania Mainland is the 10<sup>th</sup> official report prepared by the Tanzania Prisons Service. The report covers the period from January to December 2025 and presents statistical information on offenders in prisons across Tanzania Mainland.

Statistics reveal that at the end of 2025 there were 23,940 offenders in prisons compared to 26,596 of 2024. This is a decrease of 2,656 offenders, equivalent to 10.0 percent. Out of all offenders who were in Prisons at 31<sup>st</sup> December 2025, remand prisoners were 4,294 compared to 7,634 of 2024. This is a decrease of 3,340 remand prisoners, equivalent to 43.8 percent. The number of Convicts was 19,646 compared to 18,962 of 2024, this is an increase of 684 convicts which is equivalent to 3.6 percent.

During the period of January to December 2025, 27,399 convicts and 100,966 remands were received in prisons compared to 27,512 convicts and 94,256 remands received in 2024. This is an increase of 113 convicts and 6,710 remands which is equivalent to 0.4 percent and 7.1 percent respectively.

Prisoner transfers also occurred during the year for various reasons including medical grounds, referral cases, and the length of sentence. Between January to December, 2025, 11,400 convicts and 1,938 remands were transferred compared to 11,049 convicts and 1,913 remands transferred in 2024. This presents an increase of 351 convict's equivalent to 3.1 percent and 25 remands equivalent to 1.3 percent.

Regarding prisoner releases, a total of 27,171 convicts and 57,426 remand prisoners were released between January and December 2025. This compares with 26,519 convicts and 55,444 remand prisoners released in 2024, indicating an increase of 652 convicts (2.6 percent) and 1,982 remand prisoners (3.6 percent).

With respect to sentencing, a total of 4,180 remand prisoners were sentenced while in prison during the period January to December 2025, compared to 7,155 remand prisoners in 2024. This represents a decrease of 2,975 remand prisoners, equivalent to 41.6 percent.

Disciplinary records further show that during the period January to December 2025, a total of 95 offenders were punished for misconduct while in prison, compared to 114 offenders in 2024. This represents a decrease of 19 offenders, equivalent to 16.7 percent.

In terms of education, statistics reveal that some offenders had formal education while others had no formal education. During the period January to December 2025, the total number of offenders with formal education was 15,422. Among them, 12,422 were convicts and 3,000 were remand prisoners. The statistics also show the number of prisoners who acquired various educational qualifications and vocational skills while serving their sentences in prison.

Finally, the report presents trends in the prison population over a five-year period from 2021 to 2025. These trends include the number of inmates in custody, prisoners admitted to prison, prisoners released, and recidivists.

## **CHAPTER ONE**

### **Background**

#### **1.0 Introduction**

This chapter describes the geographical location of Tanzania and the prison mandate of the Tanzania Prisons Service (TPS) in Tanzania Mainland. The data provided by Prisons will facilitate the planning process in ensuring that there are enough resources for monitoring and evaluating various development outcomes. Basic necessities include working tools: human, financial and material resources: transport and communication equipment: offices: wards for prisoners and houses for prison officers. These are among the important facilities required in creating a conducive working and living environment for prisoners and the Prisons staff.

There is a need to facilitate the Tanzania Prisons Service (TPS) by equipping it with modern technology to enable the effective execution of its core functions as stipulated in the Prisons Act, Cap 58 [R:E 2023]. These initiatives will contribute significantly to the maintenance of peace, order, and security in the country.

Development and maintenance of social security will be realized by shaping behaviour and rehabilitating offenders in prisons. This process will eventually enable them to be good citizens who will be able to participate in various social and economic activities in the community after serving their sentences in prisons.

#### **1.1 Geography and Administration**

The United Republic of Tanzania is a union of two countries Tanganyika and Zanzibar which took place in 1964. Tanzania is among the eight (8) countries that form the East African Community: Kenya, Uganda, Rwanda, Burundi, Democratic Republic of Congo (DRC), Somalia and South Sudan. The country lies between Latitudes 1<sup>0</sup> and 12<sup>0</sup> South of the Equator and Longitude 29<sup>0</sup> and 41<sup>0</sup> East of Greenwich. It has an area of 945,087 square kilometres. It borders Kenya and Uganda in the North: Mozambique in the South: Indian Ocean in the East: Rwanda, Burundi and the Democratic Republic of Congo (DRC) in the West: and Malawi and Zambia in the South West.

Tanzania has three major lakes, Lake Victoria, Tanganyika and Nyasa. It has many tourist attraction sites: Mount Kilimanjaro is the highest mountain in Africa and is covered by snow throughout the year: there are National Parks and game reserves, there are also antiquities and beautiful beaches on the coast of the Mainland Tanzania and in Zanzibar.

Tanzania has a tropical climate with two rainy seasons, spring and autumn. Major economic activities include agriculture, animal husbandry, tourism, mining, manufacturing and other activities. The national language is Kiswahili which is spoken by most of the citizens despite the fact that Tanzania has more than 120 tribes.

Since 1992, Tanzania has been following a democratic system of multiparty politics. It has three independent organs: The Parliament, the Executive and the Judiciary. The system comprises two Governments, the Government of the United Republic and the Revolutionary Government of Zanzibar. Tanzania is administratively divided into 31 regions of which 26 are in Tanzania Mainland and five (5) in Zanzibar.

## **1.2 Tanzania Prisons Service**

The Tanzania Prisons Service (TPS) was officially established on 25th August 1931, following its separation from the Police Force. Following independence in 1961, the Government began restructuring the prisons service, culminating in the enactment of the Prisons Act, No. 34 of 1967. This legislation repealed and replaced the Prisons Ordinance (Cap. 58), which had been enacted during British colonial rule. The Prisons Act, No. 34 of 1967, as revised in Chapter 58 of the Laws of Tanzania (Revised Edition 2023), currently governs the operations of the Service. These amendments serve to harmonize the roles and functions of the prisons service with contemporary corrections standards. A significant milestone introduced by the 1967 Act was the shift in penal philosophy from mere punishment to safe custody and rehabilitation. Consequently, the prisons service began to detain inmates with due regard for human rights and to implement structured rehabilitation programs aimed at reforming offenders and preparing them for reintegration into society.

### **1.2.1 Responsibilities of the Tanzania Prisons Service**

The responsibility of the TPS as stipulated in Prisons Act. Cap. 58, is to contribute towards peace and stability in order to strengthen and maintain security in the community by doing the following:

- i. To safeguard all types of prisoners placed under legal protection in prisons:
- ii. Conducting remand prisoners' services in accordance with the law
- iii. Developing and implementing programs for rehabilitation of prisoners, teaching them productive activities, equipping them with various skills and advising them accordingly.
- iv. To facilitate reintegration of offenders into their communities.

Furthermore, TPS is in the process of reforming its services with the aim of being a modern organ that will work efficiently, professionally and be accountable of the highest order to fulfil its key responsibilities

### **1.2.2 Tanzania Prisons Service Statistics**

The Tanzania Prisons Service has three types of statistics: administrative, crime and production statistics. Administrative statistics includes human resources, logistics and finance. Crime statistics involves the entire process of receiving, keeping offenders waiting for the execution of punishment for convicts, escorting remands to court for hearing their cases before the court of law and legal release of prisoners. Production statistics include all information on various rehabilitation projects in prisons namely agricultural projects, livestock keeping and small manufacturing operations.

The statistics contained in this report will assist the TPS in planning its development programs and implementing other rehabilitation activities.

### **1.2.3 The Research and Statistical Unit of Tanzania Prisons Service**

The Research and Statistical Unit of TPS is under the Directorate of Finance and Planning. The Unit receives information from different prisons, compiles, analyses, preserves, then prepares annual reports and disseminates information for planning, policy formulation and conducting research.

## CHAPTER TWO

### Statistics of Offenders Present in Prisons

#### 2.0 Introduction

This chapter describes in detail the criminals who were in prisons during the end of the year 2025 in all prisons throughout the country in Tanzania Mainland based on their length of sentences, type of offence, behavior, age, gender, Region and Nationality. Tanzania Prisons Service receives two types of Prisoners who are Convicts and Remands.

#### **Convict**

A person who found guilty of criminal offence and serving a sentence of imprisonment

#### **Remand**

A defendant on bail or in custody especially when a trial is adjourned.

#### 2.1 Prisoner's Statistics by Region and Sex

This report presents information on offenders who were in prisons at the end of the year 2025. In all prisons in Tanzania Mainland, there were 23,940 offenders in 2025 compared to 26,596 offenders who were in prisons in 2024. This is a decrease of 2,656 offenders, equivalent to 9.9 percent.

Among the offenders who were in prisons as of 31 December 2025, remands were 4,294 compared to 7,634 remands in 2024, indicating a decrease of 3,340 remands, equivalent to 43.75 percent. Convicts were 19,646 compared to 18,962 in 2024, this is an increase of 684 convicts, equivalent to 3.6 percent.

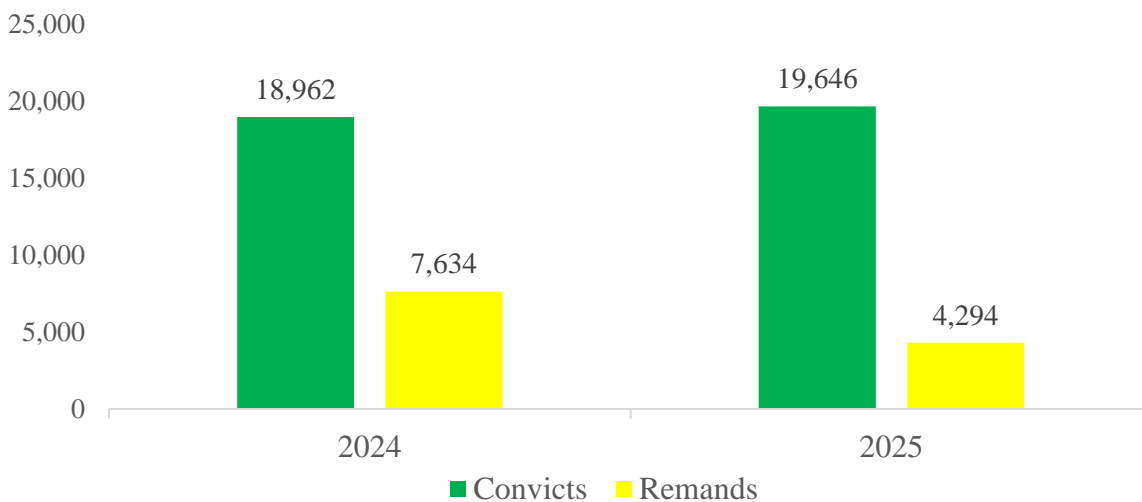
Statistics show that in 2025, male offenders were 23,012 (96.1 percent), female offenders were 791 (3.3 percent), and child offenders were 137 (0.6 percent). In 2024, male offenders numbered 25,492 (95.8 percent), female offenders were 936 (3.5 percent), and children were 168 (0.6 percent). This is a decrease of 2,480 adult male offenders (9.7 percent), 145 female offenders (15.5 percent), and 31 children (18.5 percent).

The regions with the highest number of offenders were Dar es Salaam (2,251; 9.4 percent), Dodoma (1,665; 7.0 percent), and Kagera (1,611; 6.7 percent). The regions with the lowest number of offenders were Simiyu (264; 1.1 percent), Njombe (299; 1.2 percent), and Lindi (367; 1.5 percent) (Table 2.1 and Figure 2.1).

**Table 2.1 Prisoners statistics in Prisons by Sex and Region: Tanzania Mainland, 2024 and 2025**

Region	2024				2025				Percent
	Adult		C	Total	Adult		C	Total	
	M	F			M	F			
Arusha	998	26	0	1,024	911	40	0	951	4.0
Dar es Salaam	2,711	161	16	2,888	2,141	107	3	2,251	9.4
Dodoma	1,641	81	26	1,748	1,584	81	0	1,665	7.0
Geita	939	12	21	972	690	17	68	775	3.2
Iringa	682	17	0	699	779	19	0	798	3.3
Kagera	1,635	82	0	1,717	1,532	74	5	1,611	6.7
Kigoma	1,413	67	0	1,480	570	13	0	583	2.4
Kilimanjaro	1,025	64	0	1,089	1,172	61	0	1,233	5.2
Katavi	521	11	1	533	944	49	2	995	4.2
Lindi	429	4	6	439	365	2	0	367	1.5
Manyara	613	11	8	632	522	13	3	538	2.2
Mara	1,278	30	4	1,312	1,241	31	4	1,276	5.3
Mbeya	1,344	46	0	1,390	1,263	40	0	1,303	5.4
Morogoro	1,341	49	50	1,440	1,278	37	0	1,315	5.5
Mtwara	602	16	0	618	585	14	0	599	2.5
Mwanza	1,536	76	32	1,644	1,375	85	85	1,545	6.5
Njombe	376	10	1	387	296	3	0	299	1.2
Pwani	507	5	0	512	543	4	0	547	2.3
Ruvuma	577	18	0	595	561	16	0	577	2.4
Rukwa	628	8	0	636	579	2	0	581	2.4
Singida	668	21	1	690	362	21	10	393	1.6
Shinyanga	511	37	1	549	474	4	0	478	2.0
Songwe	307	14	1	322	546	10	0	556	2.3
Simiyu	494	18	0	512	256	7	1	264	1.1
Tabora	1,274	36	0	1,310	1,042	22	0	1,064	4.4
Tanga	1,442	16	0	1,458	1,353	19	4	1,376	5.7
<b>Total</b>	<b>25,492</b>	<b>936</b>	<b>168</b>	<b>26,596</b>	<b>22,964</b>	<b>791</b>	<b>185</b>	<b>23,940</b>	<b>100.0</b>

Source: Tanzania Prisons Service

**Figure 2.1 Prisoner's Statistics, Tanzania Mainland, 2025**

Source: Tanzania Prisons Service

## 2.2 Convicts Prisoner statistics in Prisons by Regions and Age Tanzania Mainland, 2025

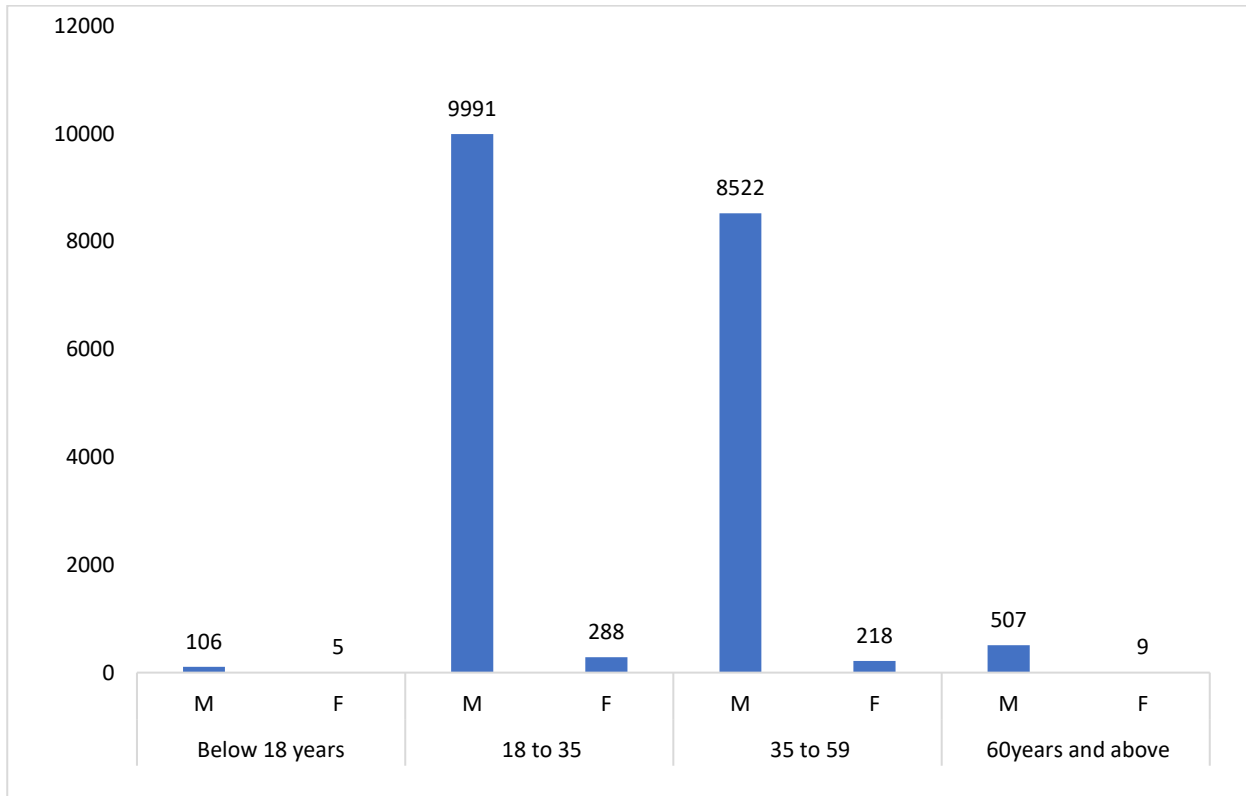
A total of 19,646 convicted prisoners were in prison. Convicts under 18 years were 111 which is equivalent to 0.6 percent, age 18 to 35 were 10,279 equivalent to 52.3 percent, convicts aged 35 to 59, were 8,740 equivalent to 44.5 percent and Convicts over 60 years old were 516 equals to 2.6 percent, (Table 2.2 and Figure 2.2).

**Table 2.2 Convicts Prisoner Statistics in Prisons by Age, Sex and Region: Tanzania Mainland, 2025**

Region	Below 18 years			18 to 35			35 to 59			60 years and above			Grand Total
	M	F	Total	M	F	Total	M	F	Total	M	F	Total	
Arusha	0	0	0	352	17	369	406	13	419	24	2	26	814
Dar es Salaam	3	0	3	840	37	877	752	11	763	19	4	23	1,666
Dodoma	0	0	0	615	35	650	611	16	627	33	2	35	1312
Geita	35	5	40	334	7	341	270	3	273	6	0	6	660
Iringa	0	0	0	353	3	356	238	1	239	20	0	20	615
Kagera	0	0	0	802	33	835	513	24	537	28	0	28	1,400
Kigoma	0	0	0	231	2	233	199	1	200	7	0	7	440
Kilimanjaro	0	0	0	476	32	508	597	24	621	28	0	28	1,157
Katavi	1	0	1	376	12	388	360	23	383	13	0	13	785
Lindi	0	0	0	201	1	202	131	0	131	12	0	12	345
Manyara	3	0	3	227	7	234	178	2	180	9	0	9	426
Mara	3	0	3	396	7	403	378	8	386	38	0	38	830
Mbeya	0	0	0	597	9	606	446	17	463	30	0	30	1099
Morogoro	0	0	0	625	12	637	490	16	506	26	0	26	1169
Mtwara	0	0	0	304	6	310	213	6	219	26	1	27	556
Mwanza	46	0	46	596	35	631	494	22	516	36	0	36	1229
Njombe	0	0	0	135	2	137	123	1	124	3	0	3	264
Pwani	0	0	0	218	1	219	167	1	168	24	0	24	411
Ruvuma	0	0	0	258	5	263	199	4	203	20	0	20	486
Rukwa	0	0	0	250	0	250	242	1	243	11	0	11	504
Singida	10	0	10	129	10	139	106	4	110	28	0	28	287
Shinyanga	0	0	0	216	1	217	191	1	192	20	0	20	429
Songwe	0	0	0	282	5	287	173	2	175	7	0	7	469
Simiyu	1	0	1	109	0	109	90	0	90	15	0	15	215
Tabora	0	0	0	439	5	444	382	5	387	1	0	1	832
Tanga	4	0	4	630	4	634	573	12	585	23	0	23	1246
<b>Total</b>	<b>106</b>	<b>5</b>	<b>111</b>	<b>9,991</b>	<b>288</b>	<b>10279</b>	<b>8,522</b>	<b>218</b>	<b>8740</b>	<b>507</b>	<b>9</b>	<b>516</b>	<b>19,646</b>

Source: Tanzania Prisons Service

**Figure 2.2 Convict Prisoners statistics in Prison by Age, Sex: Tanzania Mainland, 2025**



Source: Tanzania Prisons Service

### 2.3 Convict Prisoners Statistics in Prisons by Regions, Sex and Behavior

Prisoners are categorized into two groups according to their specific behavior. The first group defined as *Star prisoners*, are prisoners who are first or second offenders whose criminal history or records, behavior and past committed offences show that they are eligible for training and rehabilitation. The second group defined as *Ordinary prisoners*, are prisoners who do not qualify to be in the group of *Star prisoners*.

In 2025, there were 19,646 prisoners in prisons, out of them 14,940 equivalents to 76.5 percent were star prisoners and 4,706 which is equivalent to 24.0 percent were ordinary prisoners. (Table 2.3).

**Table 2.3 Convict statistics in Prison by Region, Sex, and Type of Behavior: Tanzania Mainland, 2025**

Region	Ordinary Prisoner's				Star Prisoner's				Grand Total
	Adult		C	Total	Adult		C	Total	
	M	F			M	F			
Arusha	239	13	0	252	543	19	0	562	814
Dar es Salaam	402	11	0	413	1,209	41	3	1,253	1,666
Dodoma	237	14	0	251	1,022	39	0	1,061	1,312
Geita	163	2	5	170	447	8	35	490	660
Iringa	155	1	0	156	456	3	0	459	615
Kagera	223	2	0	225	1,120	55	0	1,175	1,400
Kigoma	66	0	0	66	371	3	0	374	440
Kilimanjaro	342	11	0	353	759	45	0	804	1,157
Katavi	178	4	0	182	571	31	1	603	785
Lindi	126	0	0	126	218	1	0	219	345
Manyara	125	1	0	126	289	8	3	300	426
Mara	213	3	0	198	617	12	3	632	830
Mbeya	216	5	0	221	857	21	0	878	1,099
Morogoro	234	8	0	242	907	20	0	927	1,169
Mtwara	154	2	0	156	389	11	0	400	556
Mwanza	208	11	0	219	918	46	46	1,010	1,229
Njombe	50	0	0	50	211	3	0	214	264
Pwani	87	0	0	87	322	2	0	324	411
Ruvuma	162	1	0	163	315	8	0	323	486
Rukwa	132	0	0	132	371	1	0	372	504
Singida	65	2	0	67	198	12	10	220	287
Shinyanga	92	0	0	92	335	2	0	337	429
Songwe	97	0	0	97	365	7	0	372	469
Simiyu	67	0	0	67	147	0	1	148	215
Tabora	265	0	0	265	557	10	0	567	832
Tanga	328	2	0	330	898	14	4	916	1,246
<b>Total</b>	<b>4,608</b>	<b>93</b>	<b>5</b>	<b>4,706</b>	<b>14,412</b>	<b>422</b>	<b>106</b>	<b>14,940</b>	<b>19,646</b>

Source: Tanzania Prisons Service

## 2.4 Convict Prisoners Sentenced to Death Penalty and their Status of Appeals

In 2025, a total of 894 were prisoners of death penalty and all of them appealed to the Tanzania Court of Appeal. Out of them 198 appeals were dismissed which is equivalent to 22.1 percent, and 696 appeals (77.9 percent) were still pending in court, waiting for hearing and determination of their appeals. For condemned prisoners whose appeals were rejected are still in prisons waiting for execution, (Table 2.4).

**Table 2.4 Convict Prisoners Sentenced to Death by Type of Appeals and Region: Tanzania Mainland, 2025**

Region	Rejected Appeals			Pending Appeals			Grand Total
	M	F	Total	M	F	Total	
Arusha	9	0	9	36	1	37	46
D'Salaam	6	0	6	13	4	17	23
Dodoma	28	5	33	79	14	93	126
Kagera	0	0	0	1	0	1	1
Katavi	0	0	0	2	0	2	2
Kilimanjaro	4	0	4	25	6	31	35
Mara	0	0	0	3	1	4	4
Mbeya	36	3	39	112	5	117	156
Mtwara	10	0	10	51	0	51	61
Mwanza	48	3	51	182	13	195	246
Tabora	32	0	32	57	0	57	89
Tanga	14	0	14	91	0	91	105
<b>Total</b>	<b>187</b>	<b>11</b>	<b>198</b>	<b>652</b>	<b>44</b>	<b>696</b>	<b>894</b>

Source: Tanzania Prisons Service

Note: The missing Regions did not have prisoners sentenced to death

## 2.5 Adult and Child Convicts who were Present in Prisons by Sex and Type of Offence

In the year 2025, the total number of prisoners who were in prisons was 19,646, among them, adult prisoners were 19,535 equivalents to 99.4 percent and 111 equivalents to 0.6 children. Crimes committed by many adult convicts than other crimes were theft (3,535: 18.0 percent Unlawful entry in the country (1,501: 7.6 percent) and burglary (1,456: 7.4 percent). The crimes committed by a few adult convicts were Corruption, arson and Sodomy (2 each: 1.01 percent).

The crimes that had many child convicts than others were theft (49: 0.2 percent) burglary (16: 0.1 percent) and Unlawful entry in the country (12: 0.1 percent). The crimes that had few child convicts than others were attempt murder and Economic crime (one each: 0.01 percent) and Illegal fishing had 2 child convicts equivalent to 0.01 percent, (Table 2.5).

**Table 2.5 Statistics of Adult and child Convicts in Prisons by Sex and Type of Offence: Tanzania Mainland, 2025**

Type of Offence	Adult			Children			Grand Total	Percent
	M	F	Total	M	F	Total		
Murder	839	55	894	0	0	0	894	4.6
Murder commuted	1,392	7	1,399	0	0	0	1,399	7.1
Manslaughter	956	60	1,016	3	0	3	1,019	5.2
Attempt murder	112	2	114	0	1	1	115	0.6
Armed robbery	604	3	607	5	0	5	612	3.1
Drugs trafficking	347	22	369	0	0	0	369	1.9
Corruption	2	0	2	0	0	0	2	0
Economic crime	143	5	76	1	0	1	149	7.6
Possession of fire arms and ammunition	44	0	44	0	0	0	44	0.2
Possession of narcotic drugs	46	16	62	0	0	0	62	0.3
Theft	3,456	78	3,534	47	2	49	3,583	18.2
Possession of government trophies	456	13	469	0	0	0	469	2.4
Rape	1,456	0	1,456	5	1	6	1,462	7.4
Sodomy	407	2	409	0	0	0	409	2.1
wounding	1,030	45	1,075	8	0	8	1,083	5.5
Arson	79	2	81	0	0	0	81	0.4
Piracy	6	0	6	0	0	0	6	0
Human trafficking	11	0	11	0	0	0	11	0.1
Terrorism	32	0	32	0	0	0	32	0.2
Unlawful entry in the country	2,134	49	2,183	12	0	12	2195	11.2
Road traffic	98	0	98	0	0	0	98	0.5
Unlawful entry into the game reserve	456	26	482	0	0	0	482	2.5
Illegal fishing	98	0	98	2	0	2	100	0.5
Money laundering	6	0	6	0	0	0	6	0
Forgery	21	0	21	0	0	0	21	0.1
Possession of forest goods	24	0	24	0	0	0	24	0.1
Child abuse	78	14	92	0	0	0	92	0.5
Child negligence	7	0	7	0	0	0	7	0
Kidnapping	5	2	7	0	0	0	7	0
Criminal trespass	342	0	342	0	0	0	342	1.7
Debt	37	4	41	0	0	0	41	0.2
Possession of illicit liquor	23	23	46	0	0	0	46	0.2
Loitering	265	12	277	0	0	0	277	1.4
Burglary	709	3	712	16	0	16	728	3.7
Threat to kill	189	2	191	0	0	0	191	1
Obtaining money by false pretense	67	0	67	0	0	0	67	0.3
Contempt of court order	12	2	14	0	0	0	14	0.1
Providing false information	234	4	238	0	0	0	238	1.2
Cause commotion	434	7	352	0	0	0	441	2.3
Destroy property	12	0	12	0	0	0	12	0.1
Threat to kill by words	165	8	173	0	0	0	173	0.9
Abusive language	24	0	24	0	0	0	24	0.1
Possession of stolen product	698	5	703	4	1	5	708	3.6
Cattle theft	786	15	801	3	0	3	804	4.1
Other offences	678	29	707	0	0	0	707	3.6
<b>Total</b>	<b>19,020</b>	<b>515</b>	<b>19,535</b>	<b>106</b>	<b>5</b>	<b>111</b>	<b>19,646</b>	<b>100</b>

Source: Tanzania Prisons Service

## **2.6 Adult Convicts Present in Prisons by Type of Offence and Length of Sentence**

In 2025, statistics show that a total of 19,535 adult convicts were in all prison's country wide. Most adult convicts were convicted to serve sentences of over six months to one year with 4,200 convict's equivalents to 21.5 percent. The sentence that served by fewer adult convicts in all prisons in the country was over thirty years with 87 convicts equivalent to 0.004 percent, (Table 2.6).

**Table 2.6 Number of Adult convicts Present in Prisons by Type of Offence and Length of Sentences: Tanzania Mainland, 2025**

Offences	Year										Life Sentence	Condemn	Total
	under 6 months	6 months -1	1 – 3	3 – 5	5 – 10	10 – 15	15-20	20-30	Over 30				
Murder	0	0	0	0	0	0	0	0	0	0	0	894	894
Murder commuted	0	0	0	0	0	0	0	0	0	0	1,399	0	1399
Manslaughter	7	37	204	318	279	115	36	20	0	0	0	0	1016
Attempt murder	0	5	25	23	29	8	4	20	0	0	0	0	114
Armed robbery	14	23	44	32	18	26	21	404	25	0	0	0	607
Drugs trafficking	4	10	49	24	25	6	71	154	1	25	0	0	369
Corruption	0	0	0	0	0	0	0	2	0	0	0	0	2
Economic crime	3	5	23	12	3	14	45	43	0	0	0	0	148
Possession of fire arms and ammunition	0	14	3	8	0	5	14	0	0	0	0	0	44
Possession of narcotic drugs		9	15	11	12	0	3	12				0	62
Theft	1,645	1,234	489	23	119	12	10	2	0	0	0	0	3534
Possession of government trophies	0	65	12	17	25	5	297	48	0	0	0	0	469
Rape	0	0	0	0	0	0	244	863	52	297	0	0	1456
Sodomy	0	0	0	0	0	0	78	146	9	176	0	0	409
wounding	370	382	165	136	18	3	1	0	0	0	0	0	1075
Arson	18	26	24	8	0	1	1	3	0	0	0	0	81
Piracy	0	0	0	0	0	0	6	0	0	0	0	0	6
Human trafficking	2	0	4	0	0	0	5	0	0	0	0	0	11
Terrorism	0	0	0	0	31	0	0	1	0	0	0	0	32
Unlawful entry in the country	563	529	1046	45	0	0	0	0	0	0	0	0	2183
Road traffic	32	66	0	0	0	0	0	0	0	0	0	0	98
Unlawful entry into the game reserve	45	140	246	28	23	0	0	0	0	0	0	0	482
Illegal fishing	0	16	57	25	0	0	0	0	0	0	0	0	98
Money laundering	0	0		5	1			0	0	0	0	0	6
Forgery	0	4	11	6		0	0	0	0	0	0	0	21
Possession of forest goods	0	0	20	4	0	0	0	0	0	0	0	0	24
Child abuse	0	17	75	0	0	0	0	0	0	0	0	0	92
Child negligence	2	5	0	0	0	0	0	0	0	0	0	0	7
Kidnapping	0	2	2	3	0	0	0	0	0	0	0	0	7
Criminal trespass	98	123	87	34	0	0	0	0	0	0	0	0	342
Debt	3	17	11	9	1	0	0	0	0	0	0	0	41
Possession of illicit liquor	23	15	6	2	0	0	0	0	0	0	0	0	46
Loitering	132	145	0	0	0	0	0	0	0	0	0	0	277
Burglary	163	157	209	135	48	0	0	0	0	0	0	0	712
Threat to kill	42	70	45	34	0	0	0	0	0	0	0	0	191
Obtaining money by false pretense	9	45	13	0	0	0	0	0	0	0	0	0	67
Contempt of court order	3	4	7	0	0	0	0	0	0	0	0	0	14
Providing false information	78	93	44	23	0	0	0	0	0	0	0	0	238
Cause commotion	241	116	28	56	0	0	0	0	0	0	0	0	441
Destroy property	5	4	3	0	0	0	0	0	0	0	0	0	12
Threat to kill by words	93	46	15	19	0	0	0	0	0	0	0	0	173
Abusive language	0	14	4	6	0	0	0	0	0	0	0	0	24
Possession of stolen product	164	328	211	0	0	0	0	0	0	0	0	0	703
Cattle theft	0	278	336	187	0	0	0	0	0	0	0	0	801
Other offences	256	156	111	67	34	48	35	0	0	0	0	0	707
<b>Total</b>	<b>4,015</b>	<b>4,200</b>	<b>3,644</b>	<b>1,300</b>	<b>666</b>	<b>243</b>	<b>871</b>	<b>1,718</b>	<b>87</b>	<b>1,897</b>	<b>894</b>	<b>19,535</b>	

Source: Tanzania Prisons Service

## **2.7 Adult and Child Remands in Prisons whose Cases Were Still Pending in Court by Sex, Type of Offences**

In 2025 a total of 4,294 remands were in prisons waiting for hearing and judgments of their cases. Out of them 4,220 remands (98.3 percent) were adults and 74 (1.7 percent) were children.

Offences that were committed by most remands were theft (1,255 remands: 29.2 percent), burglary (456 remands: 10.6 percent) and murder (243 remands: 5.7 percent). On the other hand, offences committed by fewer remands were false piracy (2 remands: 0.1 percent), kidnapping (12 remands: 0.1 percent) and child negligence (4 remands: 0.1 percent)

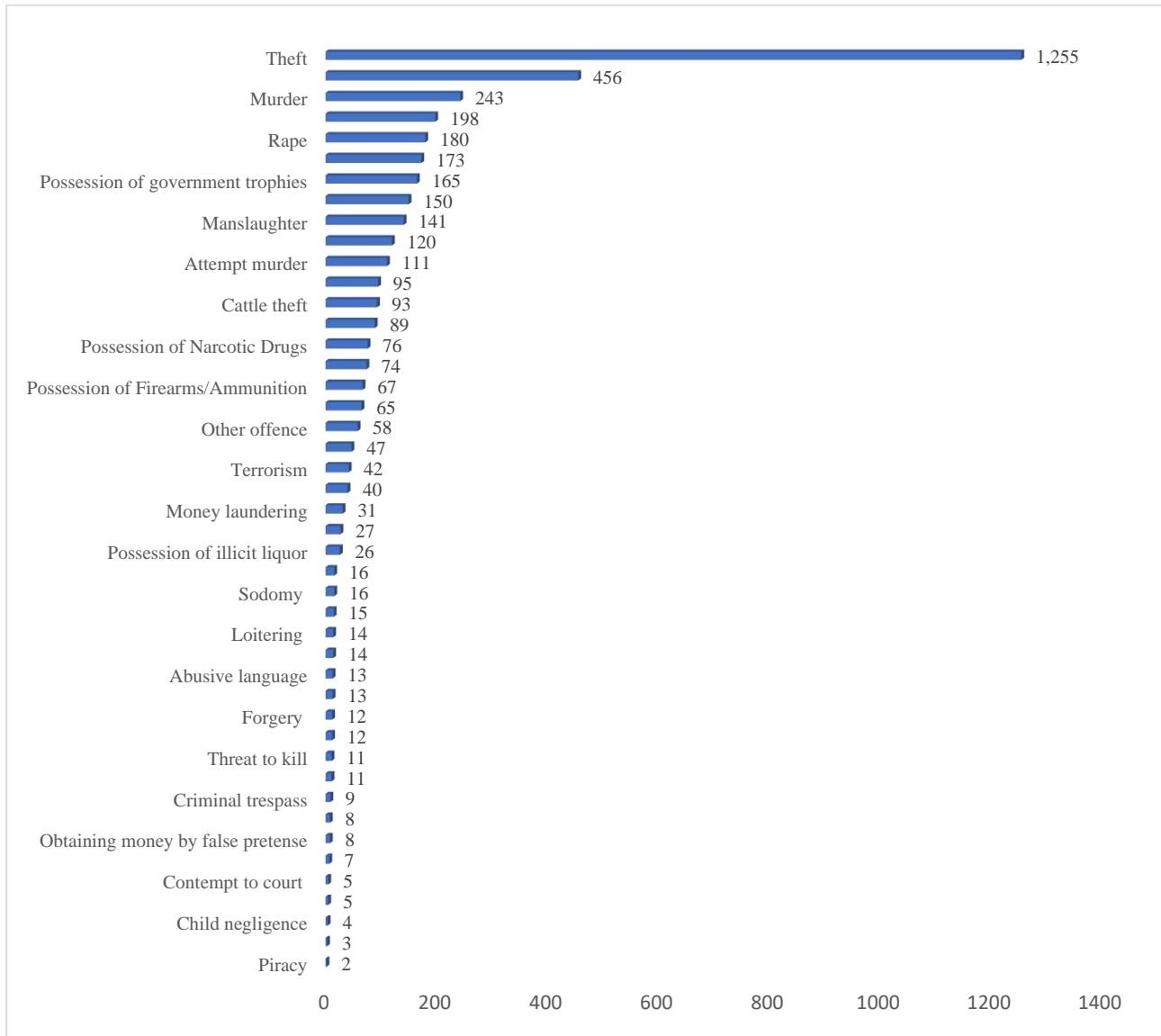
Offences that were committed by most child remand prisoners were theft (16 remands: 0.4 percent), wounding (8 remands: 0.2 percent), and possession of government trophies (7 remands: 0.2 percent). On the other hand, offences committed by few child remands were burglary, possession of narcotic drugs and rape (3 remands each: 0.1percent), (Tables. 2.7, Figures 2.3 and Attachment No. 6 and 7).

**Table 2.7 Number of Remands who were in Prisons by Sex and Type of Offences: Tanzania Mainland, 2025.**

Offences	Adult		Total	Children		Total	Grand total	Percent
	M	F		M	F			
Murder	167	76	243	4	0	4	247	5.8
Manslaughter	123	18	141	0	0	0	141	3.3
Attempt Murder	89	22	111	0	0	0	111	2.6
Armed Robbery	456	0	456	3	0	3	459	10.7
Drug Trafficking	149	24	173	4	0	4	177	4.1
Corruption	5	0	5	0	0	0	5	0.1
Economic Crime	114	6	120	0	0	0	120	2.8
Possession of Fire Arms and Ammunition	67	0	67	0	0	0	67	1.6
Possession of Narcotic Drugs	68	8	76	3	0	3	79	1.8
Theft	1,234	21	1255	12	4	16	1271	29.6
Possession Of Government Trophies	160	5	165	0	0	0	165	3.8
Rape	180	0	180	3	0	3	183	4.3
Sodomy	16	0	16	0	0	0	16	0.4
Wounding	140	10	150	6	2	8	158	3.7
Arson	12	0	12	0	0	0	12	0.3
Piracy	2	0	2	0	0	0	2	0.0
Human Trafficking	10	4	14	0	0	0	14	0.3
Terrorism	42	0	42	0	0	0	42	1.0
Unlawful Entry in The Country	35	12	47	0	0	0	47	1.1
Road Traffic	15	0	15	0	0	0	15	0.3
Unlawful Entry into The Game Reserve	95	0	95	0	0	0	95	2.2
Illegal Fishing	35	5	40	0	0	0	40	0.9
Money Laundering	23	8	31	0	0	0	31	0.7
Forgery	12	0	12	0	0	0	12	0.3
Possession of Forest Products	16	0	16	0	0	0	16	0.4
Child Abuse	21	6	27	0	0	0	27	0.6
Child Negligence	4	0	4	0	0	0	4	0.1
Kidnapping	3	0	3	0	0	0	3	0.1
Criminal Trespass	9	0	9	0	0	0	9	0.2
Treason	198	0	198	0	0	0	198	4.6
Debt	11	0	11	0	0	0	11	0.3
Possession of Illicit Liquor	16	10	26	0	0	0	26	0.6
Loitering	14	0	14	3	4	7	21	0.5
Burglary	57	17	74	0	0	0	74	1.7
Threat to kill	11	0	11	0	0	0	11	0.3
Obtaining Money by False Pretense	8	0	8	0	0	0	8	0.2
Contempt to Court	5	0	5	0	0	0	5	0.1
False Information	13	0	13	0	0	0	13	0.3
Cause Commotion	7	0	7	0	0	0	7	0.2
Destroying Property	8	0	8	0	0	0	8	0.2
Threat to Kill by Words	65	0	65	0	0	0	65	1.5
Abusive Language	9	4	13	0	0	0	13	0.3
Possession of Stolen Property	89	0	89	0	0	0	89	2.1
Cattle Theft	93	0	93	0	0	0	93	2.2
Other Offence	38	20	58	15	11	26	84	2.0
<b>Total</b>	<b>3,944</b>	<b>276</b>	<b>4,220</b>	<b>53</b>	<b>21</b>	<b>74</b>	<b>4,294</b>	<b>100</b>

Source: Tanzania Prisons Service

**Figure 2.3 Number of Adult Remands who were in Prisons by Type of Offences: Tanzania Mainland, 2025**



Source: Tanzania Prisons Service

### 2.8 Pregnant Offenders and Offenders with Children

In the year 2025, there were a total of 36 female offenders who were either pregnant or had children. Among them, 14 were pregnant and 22 had children. Out of them, 4 were convicted prisoners who were pregnant and 8 were convicted prisoners with children. Additionally, 10 were remands (detainees awaiting trial) who were pregnant, and 14 were remands with children.

Offences committed by the majority of offenders were: wounding (12: 33.3 percent), murder (8: 22.2 percent) and Threat to kill (5: 13.9 percent) each, Furthermore, offences with the lowest number of offenders were attempt murder, possession of narcotic drugs, burglary and the use of abusive language (1 case each: 2.8 percent), (Table 2.8).

**Table 2.8 Number of Pregnant Offenders and Offenders with Children by Type of Offence: Tanzania Mainland, 2025**

Offence	Convicts			Remands			Grand Total	Percent
	Pregnant Prisoners	With Infants	Children	Pregnant Prisoners	With Infants	Children		
Murder	0	0	0	3	5	5	8	22.2
Attempt Murder	0	1	1	0	0	0	1	2.8
Drug Trafficking	0	0	0	0	2	3	2	5.6
Possession of Narcotic Drugs	0	1	1	0	0	0	1	2.8
Wounding	2	2	2	4	4	5	12	33.3
Possession of Illicit Liquor	0	1	2	0	1	1	2	5.6
Burglary	1	0	0	0	0	0	1	2.8
Threat to Kill	1	2	2	2	0	0	5	13.9
Cause Commotion	0	0	0	1	2	2	3	8.3
Abuse Language	0	1	0	0	0	0	1	2.8
<b>Total</b>	<b>4</b>	<b>8</b>	<b>8</b>	<b>10</b>	<b>14</b>	<b>16</b>	<b>36</b>	<b>100</b>

Source: Tanzania Prisons Service

## 2.9 Foreign Convicts who were in Prisons by Sex, Type of offence and Countries of Domicile, 2025

Total of 3,428 foreign convicts were in prisons in 2025. Among them (3,148: 91.8 percent) were males and (280:8.2 percent) were female.

Offences committed by the majority of foreign convicts were Unlawful entry in the country (2,795: 81 percent), unlawful entry into the game reserve (235: 6.9 percent) and theft (165: 4.8 percent), (Table 2.9 and Attachment No. 3).

**Table 2.9 Foreign Convicts who were in Prisons by Sex and Type of Offence: Tanzania Mainland, 2025**

Type of Offence	Sex		Total
	M	F	
Murder	4	2	6
Armed Robbery	10	0	10
Drug Trafficking	9	0	9
Possession of Narcotic Drugs	17	2	19
Theft	123	17	140
Rape	16	0	16
Wounding	26	5	31
Piracy	0	0	0
Unlawful Entry/Present in The Country	258	26	284
Unlawful Entry into the Game Reserve	141	11	152
Economic Crime	0	0	0
Criminal Trespass	13	0	13
Possession of Illicit Liquor	6	9	15
Burglary	11	0	11
Threat to Kill	8	0	8
Threat to Kill by Words	8	0	8
Possession of Stolen Property	3	0	3
Cattle Theft	38	0	38
<b>Total</b>	<b>3,148</b>	<b>280</b>	<b>3,428</b>

Source: Tanzania Prisons Service

Most foreign convicts were from Burundi (2,844: 83.0 percent), DRC (145: 4.2 percent) and Ethiopia (139: 4.1 percent), (Table 2.10).

**Table 2.10 Foreign convicts who were in Prisons by Sex and Country of origin, 2025**

Country	Sex		Total
	M	F	
Bangladesh	1	0	1
Brazil	1	1	2
Burundi	2,636	208	2,844
Cameroon	1	0	1
China	4	0	4
Congo	58	10	68
DRC	115	30	145
Egypt	1	0	1
Ethiopia	139	0	139
Guinea	2	1	3
Ghana	1	0	1
Greece	1	0	1
Indonesia	1	0	1
India	4	0	4
Italy	1	0	1
Ireland	1	0	1
Egypt	1	0	1
Kenya	37	3	40
Latvia	1	0	1
Liberia	1	1	2
Malawi	4	3	7
Malaysia	1	0	1
USA	2	1	3
Mozambique	2	1	3
Nigeria	19	3	22
Pakistan	2	0	2
Peru	1	0	1
Poland	1	0	1
Rwanda	76	15	91
Somalia	8	0	8
Sudan	2	0	2
Uganda	21	3	24
Zambia	2	0	2
<b>Total</b>	<b>3,148</b>	<b>280</b>	<b>3,428</b>

Source: Tanzania Prisons Service

## 2.10 Foreign Remands who were in Prisons by Sex and Type of Offence

Total of 766 foreign remands were in prisons in 2025. However, male remands were (694: 90.6 percent) and female remands were (72: 9.4 percent).

Majority of remands were alleged to have been committed various offence such as unlawful present in the country (284: 37.1 percent), Unlawful entry into the game reserve (152: 19.8 percent), and theft (140: 18.3 percent), (Tables. 2.11 and Attachment No.4).

**Table 2.10 Foreign Remands Statistics in Prisons by Sex and Type of Offence: Tanzania Mainland, 2025**

Offences	Sex		Total
	M	F	
Murder	4	2	6
Armed Robbery	10	0	10
Drug Trafficking	9	0	9
Possession of Narcotic Drugs	17	2	19
Theft	123	17	140
Rape	16	0	16
Wounding	26	5	31
Piracy	0	0	0
Unlawful Entry/Present in the Country	258	26	284
Unlawful Entry into the Game Reserve	141	11	152
Economic Crime	0	0	0
Criminal Trespass	13	0	13
Possession of Illicit Liquor	6	9	15
Burglary	11	0	11
Threat to Kill	8	0	8
Threat to Kill by Words	8	0	8
Possession of Stolen Property	3	0	3
Cattle Theft	38	0	38
Other Offences	3	0	3
<b>Total</b>	<b>694</b>	<b>72</b>	<b>766</b>

Source: Tanzania Prisons Service

Most of the remands were from Burundi (360: 47.0 percent), DRC (134: 17.5 percent) and Ethiopia (73: 9.5 percent) and Malawi (Table 2.12).

**Table 2.11 Foreign Remands who were in Prisons by Sex and Country of Domicile, Tanzania Mainland, 2025**

Country	Sex		Total
	M	F	
Angola	1	0	1
Brazil	1	0	1
Burundi	343	17	360
China	1	0	1
Comoro	1	0	1
Congo	41	10	51
DRC	104	30	134
Ethiopia	73	0	73
Ghana	1	0	1
Greece	1	0	1
Guinea	1	0	1
India	1	0	1
Iran	4	0	4
Kenya	24	3	27
Malawi	3	2	5
U.S. A	4	0	4
Mozambique	2	0	2
Nigeria	17	2	19
Rwanda	33	6	39
Somalia	28	0	28
Sudan	1	0	1
Uganda	7	2	9
Zambia	2	0	2
<b>Total</b>	<b>694</b>	<b>72</b>	<b>766</b>

Source: Tanzania Prisons Service

## 2.11 Prisoners with Mental Disabilities

In 2025, a total of 80 offenders with mental illness were in prisons. This is the decrease of 46 offenders equivalent to 36.5 percent compared to 126 offenders in 2024. Among them, 61 (76.3 percent) were convicted prisoners and 19 (23.7 percent) were remands.

Regions with the highest number of offenders with mental illness were Iringa with (20 prisoners; 25.0 percent), Dar es Salaam (16 prisoners; 20.0 percent) and Tanga (9 prisoners; 11.3 percent). Conversely, Regions with the lowest number of offenders with mental illness were Mbeya (1 prisoner; 1.3 percent), Singida and Tabora (2 prisoners each; 2.5 percent), (Table 2.13).

**Table 2.12 Prisoners with Mental Disabilities Present in Prisons by Region; Tanzania Mainland, 2025**

Region	Convicts		Remands		Total
	M	F	M	F	
D'Salaam	10	1	3	2	16
Iringa	13	0	7	0	20
Kagera	2	2	0	0	4
Kilimanjaro	4	0	0	0	4
Mara	2	1	0	0	3
Mbeya	0	0	1	0	1
Morogoro	4	2	1	0	7
Mwanza	5	0	3	0	8
Singida	2	0	0	0	2
Ruvuma	4	0	0	0	4
Tabora	1	0	1	0	2
Tanga	8	0	1	0	9
<b>Total</b>	<b>55</b>	<b>6</b>	<b>17</b>	<b>2</b>	<b>80</b>

Source: Tanzania Prisons Service

## 2.12 Convicts with Disabilities Presents in Prisons

In 2025, a total of 138 prisoners were with disabilities. Among them 132 (95.7 percent) were males and 6 (4.3 percent) were females. The majority of prisoners had physical disabilities, (65 prisoners; 47.1 percent), followed by those with mental disabilities (61 prisoners; 44.2 percent) and deaf prisoners accounted for 6 (4.3 percent). Meanwhile disability categories with lowest number of prisoners were persons with albinism (1 prisoner; 0.7 percent) and blind prisoners with 5 (3.6 percent).

The most offences committed by prisoners with disabilities were rape (24 prisoners; 17.4 percent), causing bodily harm and assault (19 prisoners; 13.8 percent), and theft (15 prisoners; 10.9 percent). The least committed offences among prisoners with disabilities were possession of firearms/ammunition, economic sabotage, unlawful entry into the game reserves, and cattle theft (1 prisoner each; 0.7 percent), (Table 2.14).

Table 2.13 Number of Convicts with Disabilities Presents in Prison by Type of Disability and Offence, Tanzania Mainland, 2025

Offence Type	Blind		Deaf		Albino		Physical		Mental		Total		Grand Total	Percentage
	M	F	M	F	M	F	M	F	M	F	M	F		
Murder	0	0	0	0	0	0	2	0	3	4	5	4	9	6.5
Murder (Commuted)	1	0	0	0	0	0	0	0	3	0	4	0	4	2.9
Manslaughter	0	0	0	0	0	0	10	0	4	0	14	0	14	10.1
Attempt Murder / Suicide	0	0	0	0	0	0	0	0	3	0	3	0	3	2.2
Armed Robbery	0	0	0	0	0	0	3	0	1	0	4	0	4	2.9
Possession of Fire Arms and Ammunition	0	0	0	0	0	0	1	0	0	0	1	0	1	0.7
Possession of Narcotic drugs	0	0	0	0	0	0	7	0	1	0	8	0	8	5.8
Theft	0	0	1	0	0	0	9	0	5	0	15	0	15	10.9
Possession of Government Trophies	1	0	3	0	0	0	5	0	3	0	12	0	12	8.7
Rape	0	0	1	0	1	0	6	0	16	0	24	0	24	17.4
Sodomy	1	0	0	0	0	0	4	0	5	0	10	0	10	7.2
Assault	2	0	0	0	0	0	5	0	10	2	17	2	19	13.8
Economic Sabotage	0	0	0	0	0	0	1	0	0	0	1	0	1	0.7
Unlawful entry in the country	0	0	0	0	0	0	3	0	0	0	3	0	3	2.2
Unlawful entry in the game reserved	0	0	0	0	0	0	1	0	0	0	1	0	1	0.7
Obtaining money by false pretense	0	0	0	0	0	0	5	0	0	0	5	0	5	3.6
Threatening to kill	0	0	1	0	0	0	0	0	1	0	2	0	2	1.4
Causing a Disturbance	0	0	0	0	0	0	2	0	0	0	2	0	2	1.4
Cattle theft	0	0	0	0	0	0	1	0	0	0	1	0	1	0.7
<b>Total</b>	<b>5</b>	<b>0</b>	<b>6</b>	<b>0</b>	<b>1</b>	<b>0</b>	<b>65</b>	<b>0</b>	<b>55</b>	<b>6</b>	<b>132</b>	<b>6</b>	<b>138</b>	<b>100</b>

Source: Tanzania Prisons Service

### 2.13 Remand with Disabilities Present in Prisons

In 2025, a total of 47 remands with disabilities were present in prisons. Among them 44 were males (93.6 percent) and 3 were females (6.4 percent). Majority of remands with disabilities had physical disabilities (20 remands; 42.6 percent), followed by those with mental disabilities (19 remands; 40.4 percent). In addition, 3 remands (6.4 percent) were persons with albinism and 2 remands (4.3 percent) were blind. (Table 2.15).

Offences committed by majority of remands with disabilities were murder (23 remands; 48.9 percent), possession of government trophies (7 remands; 14.9 percent), as well as theft and causing bodily harm and assault (3 remands each; 6.4 percent).

**Table 2.14 Number of Remands with Disabilities Presents in Prisons by Sex and Type of Disability and Offence, Tanzania Mainland, 2025**

Offence Type	Blind		Deaf		Albino		Physical		Mental		Total		Grand Total	Percentage
	M	F	M	F	M	F	M	F	M	F	M	F		
Murder	0	0	1	0	3	0	6	0	12	1	22	1	23	48.9
Manslaughter	0	0	0	0	0	0	2	0	0	0	2	0	2	4.3
Attempt Murder / Suicide	0	0	0	0	0	0	1	0	0	0	1	0	1	2.1
Dud trafficking	0	0	0	0	0	0	1	0	0	0	1	0	1	2.1
Possession of Narcotic drugs	0	0	0	0	0	0	2	0	0	0	2	0	2	4.3
Theft	0	0	0	0	0	0	2	1	0	0	2	1	3	6.4
Possession of Government Trophies	2	0	1	0	0	0	3	0	0	1	6	1	7	14.9
Rape	0	0	0	0	0	0	0	0	2	0	2	0	2	4.3
Sodomy	0	0	0	0	0	0	1	0	0	0	1	0	1	2.1
Assault	1	0	0	0	0	0	0	0	2	0	3	0	3	6.4
Money laundering	0	0	0	0	0	0	1	0	0	0	1	0	1	2.1
Causing a Disturbance	0	0	0	0	0	0	0	0	1	0	1	0	1	2.1
<b>Total</b>	<b>3</b>	<b>0</b>	<b>2</b>	<b>0</b>	<b>3</b>	<b>0</b>	<b>19</b>	<b>1</b>	<b>17</b>	<b>2</b>	<b>44</b>	<b>3</b>	<b>47</b>	<b>100</b>

Source: Tanzania Prisons Service

## CHAPTER THREE

### Offenders Admitted in Prisons Directly from Court

#### 3.0 Introduction

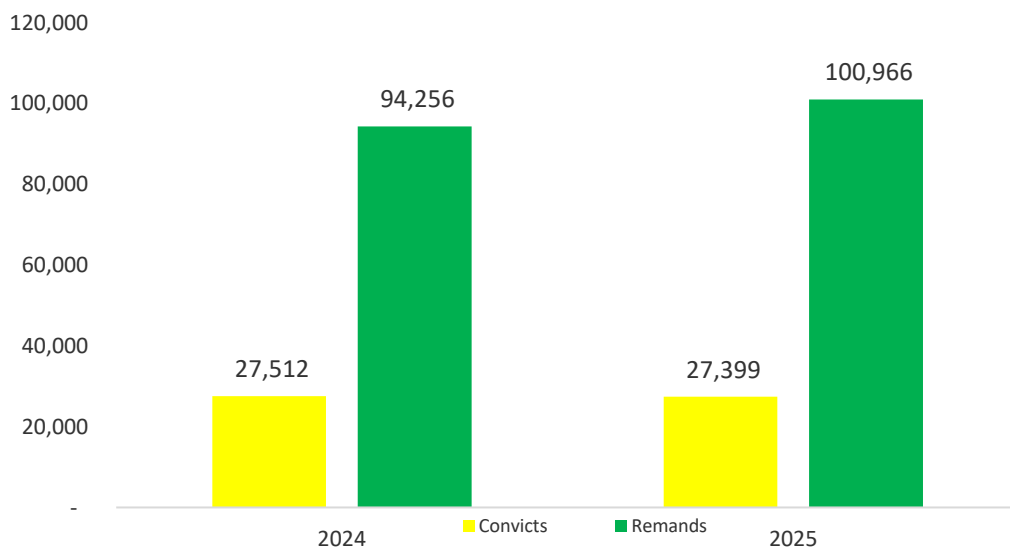
This chapter covers all offenders received in prisons from the courts during the year 2025. The objective is to identify the categories of offenders by gender, age, type of offense, and the duration they stayed in prison awaiting the hearing and sentencing of their cases, the length of their sentences, and their citizenship.

#### 3.1 Offenders Admitted in Prisons Directly from Courts by Sex and Region

In 2025 a total of 128,365 offenders were admitted in prisons compared to 121,768 of 2024, this is an increase of 6,597 which is equivalent to 5.4 percent.

Out of them convicts were 27,399 which is equivalent to 21.3 percent and remands were 100,966 (78.3 percent). While in 2024 convicts were 27,512 (22.6 percent) and remands were 94,256 (77.4 percent). This is decrease of 113 convicts (0.4 percent) and an increase of 6,710 remands (7.1 percent), (Appendix 2 and Figure 3.1).

**Figure 3.1 Offenders Admitted in Prisons from the Court: Tanzania Mainland, 2025**



Source: Tanzania Prison Services

In 2025, male offenders were 119,654 which is equivalent to 93.2 percent, 7,592 females which is equivalent to 5.9 percent and 1,119 children which is equivalent to 0.9 percent. Likewise, in 2024 male offenders were 111,080 which is equivalent to 91.2 percent, 9,204 females which is equivalent to 7.6 percent and children 1,484 which is equivalent to 1.2 percent. This means male offenders

increased by 8,574 (7.0 percent), female decreased by 1,612 (1.32 percent) and children by 135 (0.3 percent), (Appendix No.2, Table 3.1).

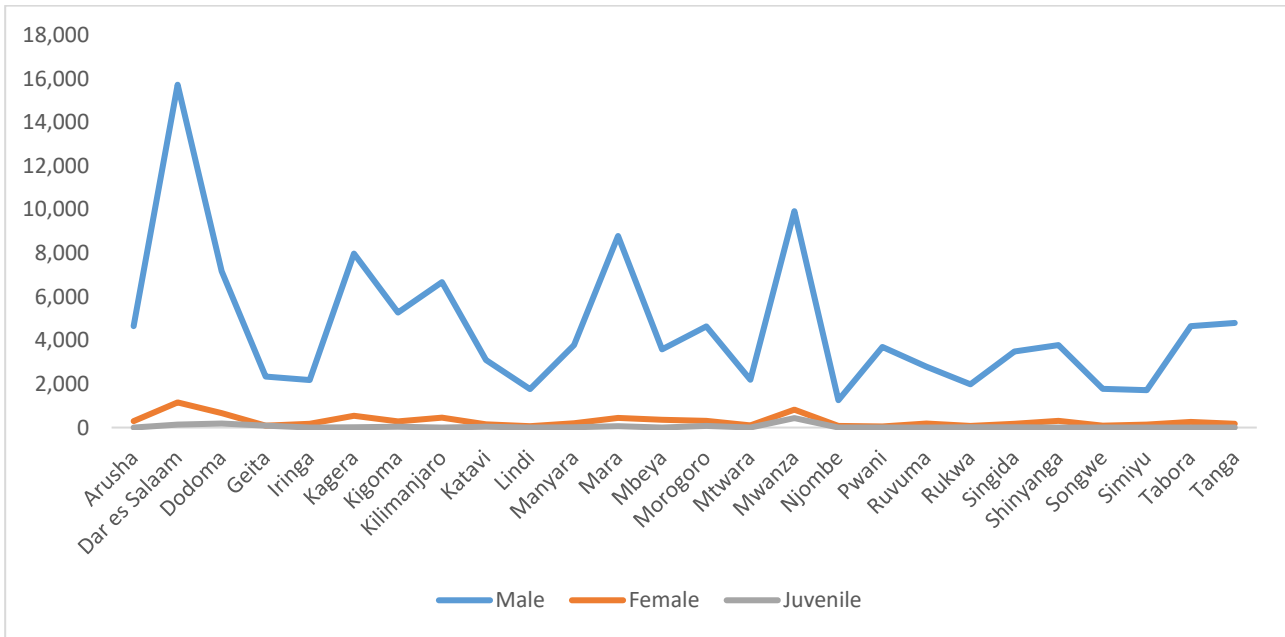
The Regions received many offenders direct from court were Dar es Salaam (17,012: 13.3 percent), Mwanza (11,185: 8.7, Mara (9,282: 7.2 percent), and Kagera (8,520: 6.6 percent). The regions received fewer offenders were Njombe (1,330: 1.0 percent), Lindi (1,820; 1.4 percent) and Simiyu (1,860; 1.4 percent). (Table 3.1 and Figure 3.2).

**Table 3.1 Offenders Admitted in Prisons from Court by Sex and Region: Tanzania Mainland, 2024 and 2025**

Region	2024				2025			
	M	F	J	Total	M	F	J	Total
Arusha	4,580	347	9	4,936	4,649	290	0	4,939
Dar es Salaam	7,865	1651	310	9,826	15,718	1,153	141	17,012
Dodoma	5,861	472	104	6,437	7,174	665	185	8,024
Geita	5,280	237	118	5,635	2,337	84	92	2,513
Iringa	2,347	185	28	2,560	2,177	177	1	2,355
Kagera	7,608	803	34	8,445	7,977	535	8	8,520
Kigoma	3,609	242	37	3,888	5,275	285	36	5,596
Kilimanjaro	7,070	566	20	7,656	6,666	460	0	7,126
Katavi	3,174	169	34	3,377	3,095	152	35	3,282
Lindi	2,701	83	48	2,832	1,762	58	0	1,820
Manyara	3,604	288	13	3,905	3,781	194	10	3,985
Mara	7,920	359	94	8,373	8,781	442	59	9,282
Mbeya	5,342	399	68	5,809	3,591	353	0	3,944
Morogoro	4,680	387	233	5,300	4,637	303	71	5,011
Mtwara	2,411	148	41	2,600	2,189	98	1	2,288
Mwanza	5,362	729	99	6,190	9,927	825	433	11,185
Njombe	2,176	202	34	2,412	1,254	73	3	1,330
Pwani	5,359	207	27	5,593	3,694	51	2	3,747
Ruvuma	2,171	147	25	2,343	2,794	187	0	2,981
Rukwa	2,235	178	22	2,435	1,981	72	14	2,067
Singida	3,867	317	9	4,193	3,486	175	19	3,680
Shinyanga	3,096	223	0	3,319	3,775	304	4	4,083
Songwe	2,355	126	20	2,501	1,774	88	1	1,863
Simiyu	2,386	189	3	2,578	1,720	138	2	1,860
Tabora	3,078	353	25	3,456	4,645	253	0	4,898
Tanga	4,943	197	29	5,169	4,795	177	2	4,974
<b>Total</b>	<b>111,080</b>	<b>9,204</b>	<b>1,484</b>	<b>121,768</b>	<b>119,654</b>	<b>7,592</b>	<b>1,119</b>	<b>128,365</b>

Source: Tanzania Prisons Service

**Figure 3.2** Number of Offenders Received in Prisons from Court by Sex and Region: Tanzania Mainland, 2025



Source: Tanzania Prisons Service

### 3.2 Convicts Admitted in Prisons from Courts by Age, Sex and Region

In 2025, a total of 27,399 convicts were admitted in prisons, 25,775 were male which is equivalent to 94.1 percent, 1,455 female which is equivalent to 5.3 percent and 169 children which is equivalent to 0.6 percent. Among them 19,495 convicts were in the age group of 35 – 59 which is equivalent to 71.2 percent followed by 7,515 convicts in the age group of 18 – 35 which is equivalent to 27.4 percent.

The Regions which admitted more convicts were Kagera (2,616: 9.5 percent), Kigoma (2,481; 9.1 percent) and Dar es Salaam (2,470: 9.0 percent). Regions received fewer convict prisoners of the same age group were Njombe (306; 1.1 percent), Simiyu (323; 1.2 percent), Rukwa (405;1.5 percent) and Songwe (410: 1.5 percent), (Table 3.2).

**Table 3.2** Number of Convicts Admitted in Prisons from Courts by Age, Sex and Region

Region	Below 18 Years		18 to 35 Years		35 to 59 Years		60 Years and above		Total
	M	F	M	F	M	F	M	F	
Arusha	0	0	134	14	644	39	45	2	<b>878</b>
Dar es Salaam	9	0	635	55	1595	146	24	6	<b>2,470</b>
Dodoma	15	0	389	11	859	60	14	0	<b>1,348</b>
Geita	9	0	236	18	489	50	3	0	<b>805</b>
Iringa	1	0	89	3	360	15	2	0	<b>470</b>
Kagera	2	0	689	14	1762	131	15	3	<b>2,616</b>
Kigoma	0	0	768	23	1576	106	8	0	<b>2,481</b>
Kilimanjaro	0	0	476	13	782	48	7	1	<b>1,327</b>
Katavi	8	0	110	4	347	12	6	0	<b>487</b>
Lindi	0	0	123	4	411	11	0	0	<b>549</b>
Manyara	10	0	187	8	897	32	8	0	<b>1,142</b>
Mara	16	1	656	14	873	73	11	0	<b>1,644</b>
Mbeya	0	0	234	6	650	40	13	0	<b>943</b>
Morogoro	24	0	277	16	1004	61	11	0	<b>1,393</b>
Mtwara	1	0	160	3	524	28	0	0	<b>716</b>
Mwanza	46	1	494	21	1086	101	9	2	<b>1,760</b>
Njombe	2	0	69	4	212	19	0	0	<b>306</b>
Pwani	0	0	176	2	447	14	6	0	<b>645</b>
Ruvuma	0	0	76	2	556	29	0	0	<b>663</b>
Rukwa	0	0	89	3	303	10	0	0	<b>405</b>
Singida	17	0	151	2	592	15	7	0	<b>784</b>
Shinyanga	4	0	235	12	466	36	0	0	<b>753</b>
Songwe	1	0	107	3	290	9	0	0	<b>410</b>
Simiyu	0	0	135	4	170	11	3	0	<b>323</b>
Tabora	0	0	217	12	648	44	5	0	<b>926</b>
Tanga	2	0	325	7	789	23	9	0	<b>1,155</b>
<b>Total</b>	<b>167</b>	<b>2</b>	<b>7,237</b>	<b>278</b>	<b>18,332</b>	<b>1,163</b>	<b>206</b>	<b>14</b>	<b>27,399</b>

Source: Tanzania Prisons Service

### 3.3 Second Offenders and Recidivist Admitted in Prisons from Courts by Sex and Region

Normally when a convict is admitted in prison directly from court, first the historical background of an offender is examined to reveal if he/she has ever been convicted or not. This classification is based on three main categories: first offender, second offender (one previous conviction) and more than twice conviction (recidivist).

In 2025, there were 4,402 second offenders and recidivist prisoners. Out of those 2,923 convicts (66.4 percent) were convicted for the second time and 1,479 convicts were recidivist (33.6 percent) implying that there are many convicts jailed more than once, (Table 3.3).

In 2025, male convicts constituted the largest number of second offenders and recidivist admitted in prisons (4,084 convicts: 92.9 percent). On the other hand, the number of female and children convicts was relatively small (157 female convicts: 3.5 percent) and (161 children: 3.7 percent).

Regions that admitted many second offenders and recidivist were Kilimanjaro (475: 10.8 percent), Morogoro (384: 8.7 percent) and Mara (327: 7.4 percent). Regions that admitted few recidivists were Kagera (33: 0.7 percent), Katavi (62: 1.4 percent) and Simiyu (63: 1.5 percent), (Table 3.3).

**Table 3.3 Number of Second Offenders and Recidivist Admitted in Prisons Directly from Court by Sex and Region: Tanzania Mainland, 2025**

Region	One previous conviction				Recidivist				Total Recidivist			
	M	F	J	Total	M	F	J	Total	M	F	J	Total
Arusha	185	12	0	197	89	0	0	89	274	12	0	286
Dar es Salaam	201	17	12	230	65	0	7	72	266	17	19	302
Dodoma	87	0	4	91	45	0	4	49	132	0	8	140
Geita	102	2	8	112	23	0	2	25	125	2	10	137
Iringa	31	0	5	36	46	0	3	49	77	0	8	85
Kagera	14	0	6	20	8	0	5	13	22	0	11	33
Kigoma	98	6	4	108	45	0	3	48	143	6	7	156
Kilimanjaro	185	36	3	224	245	6	0	251	430	42	3	475
Katavi	32	4	4	40	22	0	0	22	54	4	4	62
Lindi	88	3	8	99	56	3	4	63	144	6	12	162
Manyara	78	3	2	83	67	0	0	67	145	3	2	150
Mara	213	17	3	233	87	4	3	94	300	21	6	327
Mbeya	125	0	8	133	54	0	3	57	179	0	11	190
Morogoro	204	6	22	232	143	3	6	152	347	9	28	384
Mtwara	78	3	2	83	46	3	0	49	124	6	2	132
Mwanza	143	4	12	159	67	0	5	72	210	4	17	231
Njombe	67	3	3	73	34	0	0	34	101	3	3	107
Pwani	69	2	2	73	23	0	0	23	92	2	2	96
Ruvuma	65	0	0	65	37	0	0	37	102	0	0	102
Rukwa	54	0	2	56	22	2	0	24	76	2	2	80
Singida	144	0	0	144	47	0	0	47	191	0	0	191
Shinyanga	65	0	0	65	18	0	0	18	83	0	0	83
Songwe	45	0	0	45	28	0	0	28	73	0	0	73
Simiyu	57	4	0	61	11	0	0	11	68	4	0	72
Tabora	112	3	2	117	15	0	0	15	127	3	2	132
Tanga	134	6	4	144	65	5	0	70	199	11	4	214
<b>Total</b>	<b>2,676</b>	<b>131</b>	<b>116</b>	<b>2,923</b>	<b>1,408</b>	<b>26</b>	<b>45</b>	<b>1,479</b>	<b>4,084</b>	<b>157</b>	<b>161</b>	<b>4,402</b>

Source: Tanzania Prisons Service

### **3.4 Adult Convicts Admitted in Prisons from Court by Sex, Type of Offence and Length of Sentence**

In 2025, a total of 27,320 adult convicts admitted from courts: 25,775 Males, equivalent to 94.7 percent and 1,455 female equivalents to 5.3 percent. Most of them were charged with the following offences: theft (8,604: 31.6 percent), grievous harm (3,226: 11.8 percent) and Stock theft (1,630: 6.0 percent). Whereby offences committed by fewer adult convicts were Kidnapping (1: 0.00 percent), Human trafficking (6: 0.02 percent) and Piracy (14: 0.05 percent). (Table 3.4).

**Table 3.4 Number of Adult Prisoners Admitted from Court by Sex, Type of Offence and Length of Sentences: Tanzania Mainland, 2025**

Type of offence	Under 6 months	6 months - 1 year	1 - 3 years	3 - 5 years	5 - 10 years	10 - 15 years	15 - 20 years	20 - 30 years	Over 30 years	Life Sentence	Death Sentence	Total	Percentage
Murder	0	0	0	0	0	0	0	0	0	0	166	166	0.6
Manslaughter	21	33	154	165	131	111	43	1	1	0	0	660	2.4
Attempted Murder	0	0	19	15	13	13	0	0	0	5	0	65	0.2
Armed Robbery	0	0	0	0	35	67	89	189	189	0	0	569	2.1
Drug Trafficking	10	19	25	4	6	6	5	26	26	7	0	134	0.5
Corruption	2	2	11	0	0	0	1	0	0	0	0	16	0.1
Economic Sabotage	10	0	2	5	0	0	2	4	4	0	0	27	0.1
Possession of Firearms/ Ammunition	46	48	67	123	0	0	7	2	2	1	0	296	1.1
Possession of Narcotics Drugs	73	22	47	22	8	8	11	42	42	14	0	289	1.1
Theft	4013	2733	1205	552	54	47	0	0	0	0	0	8604	31.6
Possession of Government Trophies	75	33	0	0	0	234	127	112	112	122	0	815	3.0
Rape	0	0	0	0	0	78	65	407	407	109	0	1066	3.9
Sodomy	0	0	6	7	2	2	3	51	51	50	0	172	0.6
Assault	1401	1024	442	234	67	22	2	15	15	4	0	3226	11.8
Arson	128	56	34	23	13	5	1	0	0	0	0	260	1.0
Piracy	10	3	0	0	0	0	1	0	0	0	0	14	0.1
Human Trafficking	0	0	1	1	1	1	2	0	0	0	0	6	0.0
Terrorism	0	0	14	0	29	29	0	0	0	0	0	72	0.3
Unlawful Entry into the URT	498	259	329	5	4	4	3	0	0	0	0	1102	4.0
Traffic Offences	46	23	45	5	0	0	0	0	0	0	0	119	0.4
Trespassing in A Protected Area	288	298	148	13	1	1	0	1	1	0	0	751	2.8
Illegal Fishing/ Possession of Aquatic Products	34	22	11	8	0	0	0	1	1	0	0	77	0.3
Economic Sabotage	0	0	0	0	0	0	16	3	3	0	0	22	0.1
Forgery	6	13	7	0	0	0	1	0	0	0	0	27	0.1
Possession of Forest Products	25	5	19	0	1	1	0	0	0	0	0	51	0.2
Child Abuse	0	3	1	4	2	2	5	1	1	0	0	19	0.1
Child Abandonment	23	9	2	1	0	0	0	0	0	0	0	35	0.1
Kidnapping	0	0	0	0	0	0	1	0	0	0	0	1	0.0
Criminal Trespass	202	129	24	0	1	1	1	0	0	0	0	358	1.3
Unlawful Presence in the URT	82	89	139	58	1	1	0	0	0	0	0	370	1.4
Debtors	17	10	0	0	0	0	0	0	0	0	0	27	0.1
Possession of Illicit Liquor	74	43	19	1	0	0	0	0	0	0	0	137	0.5
Loitering	287	96	18	1	0	0	0	0	0	0	0	402	1.5
Burglary	601	515	242	89	78	54	2	3	3	0	0	1587	5.8
Threatening to Kill	269	198	38	8	5	5	0	0	0	0	0	523	1.9
Obtaining Money by False Pretenses	204	198	74	0	0	0	0	0	0	0	0	476	1.7
Contempt to Court	6	12	4	0	0	0	0	0	0	0	0	22	0.1
Giving False Information	209	113	11	0	0	0	0	0	0	0	0	333	1.2
Creating a Disturbance	267	160	109	6	0	0	1	0	0	0	0	543	2.0
Property Damage	17	9	3	0	0	0	0	0	0	0	0	29	0.1
Threat to Kill	279	113	14	0	0	0	0	0	0	0	0	406	1.5
Use of Abusive Language	61	10	2	2	0	0	0	0	0	0	0	75	0.3
Possession of Stolen Property	248	269	154	265	36	36	3	3	3	0	0	1017	3.7
Livestock Theft	852	423	266	32	19	19	3	8	8	0	0	1630	6.0
Other Offences	178	188	153	84	13	12	2	2	2	0	0	634	2.3
<b>Total</b>	<b>10,562</b>	<b>7,180</b>	<b>3,859</b>	<b>1,733</b>	<b>520</b>	<b>759</b>	<b>397</b>	<b>871</b>	<b>871</b>	<b>312</b>	<b>166</b>	<b>27,230</b>	<b>100.0</b>

Source: Tanzania Prisons Service

### **3.5 Child Convicts Admitted from Court by Sex, Type of Offence and Length of Sentence**

In 2025, child convicts admitted from courts were 169 in which males were 167 which is equivalent to 98.8 percent and female were 2 which is equivalent to 1.2 percent. Most of child convicts were charged with: theft (44: 26.0 percent), Assault (23:13.6 percent) and Criminal trespass 16 (9.5 percent).

Offences that had fewer child convicts were Armed robbery, Possession of Firearms/Ammunition, Possession of narcotic drugs, Unlawful Entry into the United Republic of Tanzania, Child Abuse, Threat to kill, and Use of abusive language (1 each: 0.6 percent), Drug trafficking, Unlawful entry into the game reserve, Unlawful presence in the United Republic of Tanzania, Contempt to Court, and Giving false information (2 each: 1.2 percent), Manslaughter, Attempted murder, Rape, Loitering and property damage (3 each: 1.8 percent).

**Table 3.5 Number of Children Prisoners Admitted from Court by Sex, Type of Offence and Length of Sentence: Tanzania Mainland, 2025**

Offence	Under 6 months	6 months - 1 year	1 - 3 Years	3 - 5 Years	5 - 10 Years	10 - 15 Years	15 - 20 Years	20 - 30 Years	Over 30 Years	Life Sentence	Death Sentence	Total
Manslaughter	0	0	1	1	1	0	0	0	0	0	0	3
Attempted Murder/Suicide	0	0	3	0	0	0	0	0	0	0	0	3
Armed Robbery	0	0	1	0	0	0	0	0	0	0	0	1
Drug Trafficking	0	0	2	0	0	0	0	0	0	0	0	2
Possession of Firearms/Ammunition	0	0	1	0	0	0	0	0	0	0	0	1
Possession of narcotic Drugs	0	1	0	0	0	0	0	0	0	0	0	1
Theft	24	18	1	1	0	0	0	0	0	0	0	44
Possession of Government Trophies	5	0	0	0	0	0	0	0	0	0	0	5
Rape	0	0	0	0	0	0	0	3	0	0	0	3
Assault	13	9	0	1	0	0	0	0	0	0	0	23
Unlawful Entry into the URT	0	0	1	0	0	0	0	0	0	0	0	1
Unlawful Entry into the Game Reserves	0	2	0	0	0	0	0	0	0	0	0	2
Child Abuse	0	0	1	0	0	0	0	0	0	0	0	1
Criminal Trespass	10	6	0	0	0	0	0	0	0	0	0	16
Unlawful presence in the URT	2	0	0	0	0	0	0	0	0	0	0	2
Loitering	0	3	0	0	0	0	0	0	0	0	0	3
Burglary	4	3	0	0	0	0	0	0	0	0	0	7
Threatening to kill	4	2	4	0	0	0	0	0	0	0	0	10
Obtaining Money by False Pretenses	0	4	3	0	0	0	0	0	0	0	0	7
Contempt to Court	0	0	2	0	0	0	0	0	0	0	0	2
Giving False Information	0	2	0	0	0	0	0	0	0	0	0	2
Creating a Disturbance	4	3	0	0	0	0	0	0	0	0	0	7
Property Damage	0	3	0	0	0	0	0	0	0	0	0	3
Threat to kill	0	1	0	0	0	0	0	0	0	0	0	1
Use of abusive language	0	1	0	0	0	0	0	0	0	0	0	1
Possession of stolen property	0	0	5	1	0	0	0	0	0	0	0	6
Cattle Theft	0	5	0	0	0	0	0	0	0	0	0	5
Other Offences	4	3	0	0	0	0	0	0	0	0	0	7
<b>Total</b>	<b>70</b>	<b>66</b>	<b>25</b>	<b>4</b>	<b>1</b>	<b>0</b>	<b>0</b>	<b>3</b>	<b>0</b>	<b>0</b>	<b>0</b>	<b>169</b>

Source: Tanzania Prisons Service

### 3.6 Convicts admitted in Prisons from Court for Failure to Pay Fines by Length of Sentence and Region

In 2025, 10,916 convicts were admitted in prisons from courts due to failure of paying fines. Among them 8,083 which is equivalent to 74.0 percent were sentenced to serve imprisonment for the period of three months and above.

The Regions with large number of convicts who failed to pay fines were Kagera (1,603: 14.7 percent), Kigoma (1,579: 14.5 percent) and Dar es Salaam (1,177: 10.8 percent). Regions which had few numbers of convicts who failed to pay fine were Tabora (63: 0.6 percent), Arusha (64: 0.6 percent) and Songwe (95: 0.9 percent), (Table 3.6).

**Table 3.6 Number of Convicts Received in Prisons from Courts Who Failed to Pay Fines by Region and Length of Sentences, Tanzania Mainland, 2025.**

Region	Under 1 Month	1 - 3 Months	Over 3 Months	Total	Percent
Arusha	4	6	54	64	0.6
Dar es Salaam	8	404	765	1,177	10.8
Dodoma	4	6	213	223	2.0
Geita	16	245	543	804	7.4
Iringa	5	145	76	226	2.1
Kagera	12	156	1,435	1,603	14.7
Kigoma	24	321	1,234	1,579	14.5
Kilimanjaro	7	213	432	652	6.0
Katavi	5	43	76	124	1.1
Lindi	9	132	187	328	3.0
Manyara	3	56	201	260	2.4
Mara	6	43	276	325	3.0
Mbeya	4	35	343	382	3.5
Morogoro	65	123	257	445	4.1
Mtwara	6	78	145	229	2.1
Mwanza	14	113	278	405	3.7
Njombe	8	56	112	176	1.6
Pwani	5	23	321	349	3.2
Ruvuma	7	17	156	180	1.6
Rukwa	16	76	321	413	3.8
Singida	9	79	134	222	2.0
Shinyanga	26	56	98	180	1.6
Songwe	5	23	67	95	0.9
Simiyu	4	11	89	104	1.0
Tabora	5	22	36	63	0.6
Tanga	38	36	234	308	2.8
<b>Total</b>	<b>315</b>	<b>2,518</b>	<b>8,083</b>	<b>10,916</b>	<b>100.0</b>

Source: Tanzania Prisons Service

### 3.7 Pregnant Offenders and Offenders with Children Admitted in Prisons Directly from Courts by Type of Offence

In 2025, a total of 35 female convicts received direct from court, among them 16 pregnant convicts and 29 female convicts having 29 children. In addition, there were 68 remands, 20 pregnant remands 48 female remands having 52 children, (Table 3.7).

**Table 3.7 Number of Pregnant Offenders and Offenders with Children Received in Prisons Directly from Courts by Type of Offence: Tanzania Mainland, 2025.**

Type of Offence	Convicts			Remands			Total	Percent
	Pregnant	With Children	Number of Children	Pregnant	With Children	Number of Children		
Murder	0	0	0	2	4	4	6	5.3
Attempt Murder	0	1	1	0	0	0	1	0.9
Drug Trafficking	0	0	0	1	2	1	3	2.7
Possession of Narcotic Drugs	0	1	1	0	0	0	1	0.9
Theft	3	5	5	4	3	3	15	13.3
Assault	0	9	9	3	7	12	19	16.8
Unlawful Entry in the URT Unlawful entry into Game Reserves	4	2	2	0	3	3	9	8.0
Possession of Forest Products	1	2	2	0	3	3	6	5.3
Child Abuse	0	0	0	0	2	2	2	1.8
Unlawful Presence in the URT	0	2	2	0	3	3	5	4.4
Possession of Illicit Liquor	4	2	2	3	12	12	21	18.6
Loitering	0	4	4	0	2	2	6	5.3
Burglary	0	0	0	1	0	0	1	0.9
Threat to kill	0	1	1	0	0	0	1	0.9
Obtaining money by False Pretense	0	0	0	4	3	3	7	6.2
Creating a Disturbance	0	0	0	0	4	4	4	3.5
Use of Abusive Language	3	0	0	2	0	0	5	4.4
<b>Total</b>	<b>16</b>	<b>29</b>	<b>29</b>	<b>20</b>	<b>48</b>	<b>52</b>	<b>113</b>	<b>100.0</b>

Source: Tanzania Prisons Service

### 3.8 Adult Remands Received Directly from Courts by Sex, Type of Offence and Waiting for hearing and Judgement

In 2025, adult remands admitted in prisons from courts were 100,016: males 93,879 (93.9 percent) and 6,137 females (6.1 percent). The majority of remands committed the following offences: theft (25,483: 25.5 percent), Burglary (12,237: 12.2 percent) and Robbery (9,374: 9.4 percent). On the other hand, offences committed by relatively few remands were; human trafficking (46: 0.0 percent), contempt to court (125: 0.1 percent), and giving false information (152: 0.2 percent) and (Table 3.8).

**Table 3.8 Number of Adult Remand Prisoners Received Directly from Courts by Sex, Type of Offences and Time they were Admitted: Tanzania Mainland, 2025**

Type of offence	January - March		April - June		July - September		October- December		Total	Percent
	M	F	M	F	M	F	M	F		
Murder	534	123	543	98	897	112	876	125	3,308	3.3
Attempt Murder	189	56	345	76	324	67	324	56	1,437	1.4
Armed Robbery	2,345	89	2,345	98	1,987	89	2,345	76	9,374	9.4
Drug Trafficking	389	34	345	37	456	54	876	65	2,256	2.3
Corruption	178	45	189	66	189	23	213	76	979	1.0
Possession of Fire Arms and Ammunition	268	25	198	32	256	12	284	34	1,109	1.1
Possession of Narcotic Drugs	374	26	368	29	348	29	486	39	1,699	1.7
Theft	6,389	89	5,289	78	5,874	89	7,598	77	25,483	25.5
Possession of Government Trophies	1,567	34	1,456	44	1,768	39	1,897	45	6,850	6.8
Rape	987	0	879	0	678	0	768	0	3,312	3.3
Sodomy	134	0	112	0	78	0	145	0	469	0.5
Treason	0	0	1	0	0	0	741	31	773	0.8
Wounding	1,789	189	1,678	213	1,897	299	1,987	223	8,275	8.3
Arson	234	15	199	34	267	32	269	45	1,095	1.1
Human Trafficking	15	0	8	0	12	0	11	0	46	0.0
Unlawful Entry in the Country	273	5	285	1	410	3	234	3	1,214	1.2
Road Traffic	324	11	356	22	546	34	367	19	1,679	1.7
Unlawful Entry into the Game Reserve	134	11	165	19	167	11	189	13	709	0.7
Illegal Fishing	123	0	143	0	136	0	167	0	569	0.6
Money laundering	56	0	44	0	32	0	56	0	188	0.2
Forgery	67	6	56	7	87	0	45	4	272	0.3
Possession of Forest Goods	145	6	142	11	156	6	168	3	637	0.6
Criminal Trespass	56	0	65	0	78	0	76	0	275	0.3
Unlawful presence	234	22	189	34	198	34	189	35	935	0.9
Possession of Illicit Liquor	578	234	612	189	424	201	534	278	3,050	3.0
Loitering	323	156	345	234	369	213	356	278	2,274	2.3
Burglary	2,135	78	3,998	134	3,050	156	2,574	112	12,237	12.2
Threat to Kill	132	8	112	7	112	8	123	9	511	0.5
Obtaining Money by False Pretense	167	0	189	0	189	0	178	0	723	0.7
Contempt of Court Order	22	0	15	0	34	0	54	0	125	0.1
Giving false information	32	3	23	8	34	3	45	4	152	0.2
Creating a disturbance	23	8	54	4	78	6	89	5	267	0.3
Destroy Property	266	8	367	11	206	9	298	3	1,168	1.2
Threat to Kill by Words	112	9	156	21	234	11	176	8	727	0.7
Abusive Language	123	9	123	13	134	5	132	5	544	0.5
Possession of Stolen Product	1,120	6	777	9	842	6	1,203	8	3,971	4.0
Cattle Theft	234	0	178	0	213	0	189	0	814	0.8
Other Offences	68	21	145	16	126	20	98	16	510	0.5
<b>Total</b>	<b>22,334</b>	<b>1,336</b>	<b>22,656</b>	<b>1,555</b>	<b>23,080</b>	<b>1,581</b>	<b>25,809</b>	<b>1,665</b>	<b>100,016</b>	<b>100.0</b>

Source: Tanzania Prisons Service

### 3.9 Child Remands Admitted in Prisons Directly from Courts by Sex, Type of Offence and Time they were Admitted.

In 2025, 950 child remands were admitted in prisons from courts, male were 848 which is equivalent to 891.3 percent and female were 102 which is equivalent to 10.7 percent.

Majority of child remands committed theft (133: 14.0 percent), loitering (92; 9.7 percent) and burglary (91; 9.6 percent). Few child remands committed possession of fire arms and ammunition (14: 1.5 percent), Drug trafficking and Arson (20 each: 2.1 each) and Possession of illicit liquor (27: 2.8 percent), (Table 3.9).

**Table 3.9 Number of Child Remands Admitted in Prisons from Courts by Sex, Waiting Duration Before Judgment and Type of Offences: Tanzania Mainland, 2025.**

Type of offences	January - March		April - June		July – September		October – December		Total	Percent
	M	F	M	F	M	F	M	F		
Murder	6	4	5	3	6	1	5	3	33	3.5
Attempted Murder/Suicide	12	0	11	0	16	0	11	0	50	5.3
Armed Robbery	18	0	21	0	25	0	21	0	85	8.9
Drug Trafficking	2	0	3	0	5	0	8	31	49	5.2
Possession of Firearms/Ammunition	4	0	3	0	2	0	5	0	14	1.5
Possession of Narcotic Drugs	8	0	4	0	3	0	5	0	20	2.1
Theft	29	4	30	2	24	6	29	9	133	14.0
Possession of Government Trophies	12	0	16	0	11	0	16	0	55	5.8
Rape	11	0	16	0	18	0	23	0	68	7.2
Assault	9	0	27	0	4	0	6	0	46	4.8
Arson	4	0	7	0	5	0	4	0	20	2.1
Possession of illicit liquor	7	0	5	0	9	0	6	0	27	2.8
Loitering	12	2	27	3	21	3	22	2	92	9.7
Burglary	21	0	21	0	26	0	23	0	91	9.6
Threat to kill	5	0	9	0	22	0	11	0	47	4.9
Cattle Theft	15	0	16	0	11	0	13	0	55	5.8
Other Offences	9	7	8	5	9	11	10	6	65	6.8
<b>Total</b>	<b>184</b>	<b>17</b>	<b>229</b>	<b>13</b>	<b>217</b>	<b>21</b>	<b>218</b>	<b>51</b>	<b>950</b>	<b>100.0</b>

Source: Tanzania Prisons Service

### 3.10 Foreign Convict Prisoners Admitted in Prisons from Court by Sex and Country of Domicile

In 2025, foreign convicts admitted in prisons from courts were 2,039 whereas 1,941 were male (95.2 percent) and 98 were female (4.8 percent). Most of them were from Burundi (1,350: 66.2 percent), Ethiopia (279: 13.7 percent) and DRC (118: 5.8 percent) while few were from Comoros and Corte d'Ivoire (1 each; percent 0.0), Cameroon, Sierra Leone, Angola, Italia, USA, Turkey and Zambia (2 each; 0.1 percent), France and India (3; 0.1 percent). (Table 3.10).

**Table 3.10 Number of Foreign Convicts Received in Prisons from Courts by Sex and Country of Domicile: Tanzania Mainland, 2025**

Country	Sex		Total
	M	F	
Angola	2	0	2
Burundi	1,312	38	1,350
Cameroon	2	0	2
China	4	0	4
Comoros	1	0	1
Congo	47	8	55
DRC	92	26	118
Ethiopia	279	0	279
France	3	0	3
India	3	0	3
Italia	2	0	2
Cote d'Ivoire	1	0	1
Kenya	20	3	23
Malawi	3	2	5
USA	2	0	2
Nigeria	4	0	4
Rwanda	95	15	110
Sierra Leone	2	0	2
Somalia	27	0	27
Sudan	12	0	12
Turkey	2	0	2
Uganda	24	6	30
Zambia	2	0	2
<b>Total</b>	<b>1,941</b>	<b>98</b>	<b>2,039</b>

Source: Tanzania Prisons Service

Offences committed by many foreign convicts were: illegal immigrants (1,475: 72.3 percent), unlawful entry into the game reserves (241: 11.8 percent) and theft (108: 5.3 percent). Offences committed by fewer foreign convicts were piracy (3: 0.1 percent), murder and threatening to kill (4: 0.2 percent each) and Drug trafficking (5: 0.2 percent). (Table 3.11).

**Table 3.11 Number of Foreign Convicts Admitted in Prisons from Court by Sex and Type of Offense: Tanzania Mainland, 2025**

Type of offences	Sex		Total
	M	F	
Murder	4	0	4
Armed Robbery	19	0	19
Drug Trafficking	5	0	5
Possession of Narcotic Drugs	12	2	14
Theft	90	18	108
Rape	16	0	16
Assault	36	5	41
Piracy	3	0	3
Illegal entry into the URT	1429	46	1475
Unlawful Entry into the Game Reserves	220	21	241
Criminal Trespass	30	0	30
Possession of Illicit Liquor	4	6	10
Burglary	6	0	6
Threatening to kill	4	0	4
Threat to kill	7	0	7
Possession of Stolen Property	12	0	12
Cattle Theft	38	0	38
Other Offences	6	0	6
<b>Total</b>	<b>1,941</b>	<b>98</b>	<b>2,039</b>

Source: Tanzania Prisons Service

### 3.11 Foreign Remands Admitted in Prisons from Court by Sex and Country of Domicile

In 2025, a total of 2,671 foreign remands were admitted from courts. Among them, 2,520 which is equivalent to 94.3 percent were male and 151 females which is equivalent to 5.7 Percent. Most of them were from Burundi (1,813: 67.93 percent), Ethiopia (367: 13.7 percent) and Rwanda (163: 6.1 percent), while few remands were from Comoros and Corte d'Ivoire (1 each; 0.0 percent), Cameroon, China, France, and Sierra Leone (2 each; 0.1 percent) and Italy, Angola and Turkey (3 each; 0.1 percent) (Appendix No. 5, Table 3.12).

**Table 3.12 Foreign Remands Admitted in Prisons from Court by Sex and Domicile Country, Tanzania Mainland, 2025.**

Country	Sex		Total
	M	F	
Angola	3	0	3
Burundi	1,738	75	1,813
Cameroon	2	0	2
China	2	0	2
Comoros	1	0	1
Congo	41	10	51
DRC	104	30	134
Ethiopia	367	0	367
France	2	0	2
India	12	0	12
Italy	3	0	3
Cote d'Ivoire	1	0	1
Kenya	18	3	21
Malawi	3	2	5
USA	4	0	4
Nigeria	4	0	4
Rwanda	143	20	163
Sierra Leone	2	0	2
Somalia	28	0	28
Sudan	11	0	11
Turkey	3	0	3
Uganda	23	11	34
Zambia	5	0	5
<b>Total</b>	<b>2,520</b>	<b>151</b>	<b>2,671</b>

Source: Tanzania Prisons Service

Offences committed by Majority of foreign remands were illegal immigrants (1,908: 71.4 percent), unlawful entry into the game reserves (300: 11.2 percent) and theft (215: 8.0 percent). Relatively, few remands committed the following offences: piracy (1: 0.0 percent), economic crime (3: 0.1 percent) and drug trafficking (5: 0.2 percent), (Table 13.13).

**Table 3.13 Number of Foreign Remands Admitted in Prisons from Court by Sex and Type of Offence: Tanzania Mainland, 2025.**

Type of offences	Sex		Total
	M	F	
Murder	9	0	9
Armed Robbery	31	0	31
Drug Trafficking	5	0	5
Possession of Narcotic Drugs	20	2	22
Theft	188	27	215
Rape	16	0	16
Assault	27	5	32
Piracy	1	0	1
Unlawful entry into the URT	1831	77	1908
Unlawful entry into the Game Reserves	269	31	300
Economic Sabotage	3	0	3
Criminal Trespass	33	0	33
Possession of Illicit Liquor	6	9	15
Burglary	11	0	11
Threatening to kill	8	0	8
Threat to kill by words	8	0	8
Possession of Stolen Property	15	0	15
Cattle theft	39	0	39
<b>Total</b>	<b>2,520</b>	<b>151</b>	<b>2,671</b>

Source: Tanzania Prisons Service

### 3.12 Prisoners with Disabilities Admitted to Prisons from Courts by Type of Disability, Mode, and Offence, Mainland Tanzania, 2025

In 2025, a total of 13 prisoners with disabilities were admitted to prisons. Furthermore, all prisoners with disabilities admitted to prisons from the courts were males; therefore, no female prisoner with a disability was admitted from the courts, (Table 3.14).

**Table 3.14 Prisoners with Disabilities Admitted to Prisons from Courts by Type of Disability and Offence, Mainland Tanzania, 2025**

Type of Offence	Blind		Albino		Physical		Mental		Total		Grand Total
	M	F	M	F	M	F	M	F	M	F	
Murder	1	0	0	0	0	0	0	0	1	0	1
Manslaughter	0	0	2	0	0	0	0	0	2	0	2
Theft	0	0	0	0	1	0	0	0	1	0	1
Possession of Government Trophies	0	0	0	0	0	0	1	0	1	0	1
Assault	0	0	0	0	4	0	0	0	4	0	4
Unlawful Entry / Presence in the URT	0	0	0	0	1	0	0	0	1	0	1
Contempt to Court Order	0	0	0	0	1	0	0	0	1	0	1
Creating a Disturbance	0	0	0	0	1	0	0	0	1	0	1
Other Offences	0	0	0	0	1	0	0	0	1	0	1
<b>Total</b>	<b>1</b>	<b>0</b>	<b>2</b>	<b>0</b>	<b>9</b>	<b>0</b>	<b>1</b>	<b>0</b>	<b>13</b>	<b>0</b>	<b>13</b>

Source: Tanzania Prisons Service

### 3.13 Remand Prisoners with Disabilities Admitted to Prisons by Sex, Type of Disability and Offence, Mainland Tanzania, 2025

In 2025, a total of 11 remand prisoners with disabilities were admitted into prisons. Out of these, women were 4 equivalents to 36.4 percent and men were 7 equivalents to 67.6 percent.

Offence committed by the largest number of prisoners with disabilities was possession of narcotic drug (3; 27.3 percent). Offences with fewer offenders with disabilities were Rape and drug trafficking (1; 9.1 percent each), (Table 3.15).

**Table 3.15 Remand Prisoners with Disabilities Admitted to Prisons by Sex, Type of Disability and Offence, Mainland Tanzania, 2025**

Type of Offence	Deaf		Albino		Physical		Mental		Leprosy		Total		Grand Total
	M	F	M	F	M	F	M	F	M	F	M	F	
Murder	0	2	0	0	0	0	1	2	1	0	2	4	6
Drug trafficking	0	0	0	0	1	0	0	0	0	0	1	0	1
Possession of Narcotic Drugs	0	0	0	0	3	0	0	0	0	0	3	0	3
Rape	0	0	1	0	0	0	0	0	0	0	1	0	1
<b>Total</b>	<b>0</b>	<b>2</b>	<b>1</b>	<b>0</b>	<b>4</b>	<b>0</b>	<b>1</b>	<b>2</b>	<b>1</b>	<b>0</b>	<b>7</b>	<b>4</b>	<b>11</b>

Source: Tanzania Prisons Service

## CHAPTER FOUR

### Offenders Transferred from One Prison to Another

#### 4.0 Introduction

Due to various reasons, offenders are transferred from one prison to another. Some of the reasons are based on court orders, medical grounds, studies, production operations and for security purposes.

#### 4.1 Transfer of Offenders by Sex and Region

In 2025, a total of 13,338 offenders were transferred from one prison to another compared to 12,962 of 2024. This is an increase of 376 offenders equivalent to 2.9 percent. Among of the offenders transferred in 2025, convicts were 11,400 compared to 11,049 of 2024, this is an increase of 351 convicts equivalent to 3.2 percent. In 2025 transferred remands were 1,938 while in 2024 there were 1,913 this is an increase of 25 remands equivalent to 1.3 percent, (Table 4.1).

Regions that transferred relatively large number of offenders than others were: Dodoma (1,267: 9.5 percent), Tanga (1,257: 9.4 percent) and Kagera (999: 7.5 percent). On the other hand, regions transferred relatively few offenders were: Songwe (89: 0.7 percent), Manyara (164: 1.2 percent) and Rukwa (176: 1.3 percent).

In regards to convicts, regions that transferred more convicts were: Tanga (1,168: 10.2 percent), Kagera 859: 7.5 percent) and Mwanza (858: 7.5 percent) while Regions transferred fewer convicts were; Songwe (84: 0.7 percent), Manyara (134: 1.2 percent) and Geita (150: 3.2 percent).

On the other hand, regions that transferred more remands were: Dodoma (573: 29.6 percent), Shinyanga (147: 7.6 percent) and Kagera (140: 7.2 percent), while Rukwa and Songwe (5 each: 0.3 percent), Katavi (6: 0.3 percent) and Kigoma (8: 0.4 percent) transferred relatively few remands.

**Table 4.1 Number of Offenders Transferred to other Prisons by Sex and Region: Tanzania Mainland, 2025**

Region	Convicts				Remands				Grand Total
	M	F	J	Total	M	F	J	Total	
Arusha	326	26	0	352	12	0	0	12	364
Dar es Salaam	818	13	1	832	78	8	0	86	918
Dodoma	647	41	6	694	518	55	0	573	1,267
Geita	146	4	0	150	34	0	0	34	184
Iringa	356	7	0	363	8	5	0	13	376
Kagera	838	21	0	859	114	26	0	140	999
Kigoma	334	2	0	336	6	2	0	8	344
Kilimanjaro	262	6	0	268	43	6	0	49	317
Katavi	393	0	0	393	6	0	0	6	399
Lindi	182	0	0	182	36	3	0	39	221
Manyara	134	0	0	134	28	2	0	30	164
Mara	666	7	0	673	67	5	0	72	745
Mbeya	555	6	0	561	89	14	0	103	664
Morogoro	755	7	2	764	46	6	7	59	823
Mtwara	303	5	0	308	55	7	0	62	370
Mwanza	833	10	15	858	86	8	0	94	952
Njombe	172	4	0	176	92	7	0	99	275
Pwani	200	0	0	200	6	3	0	9	209
Ruvuma	437	3	0	440	8	2	0	10	450
Rukwa	171	0	0	171	5	0	0	5	176
Singida	371	1	0	372	89	6	0	95	467
Shinyanga	224	15	2	241	143	4	0	147	388
Songwe	61	0	23	84	5	0	0	5	89
Simiyu	423	1	0	424	79	5	3	87	511
Tabora	391	6	0	397	12	0	0	12	409
Tanga	1,153	15	0	1,168	89	0	0	89	1,257
<b>Total</b>	<b>11,151</b>	<b>200</b>	<b>49</b>	<b>11,400</b>	<b>1,754</b>	<b>174</b>	<b>10</b>	<b>1,938</b>	<b>13,338</b>

Source: Tanzania Prisons Service

## CHAPTER FIVE

### Offenders Released from Prisons

#### 5.0 Introduction

This chapter focuses the information on offenders released from prisons in Tanzania Mainland in 2025. Generally, offenders are released from prison for various reasons, including completion of their sentences in accordance with the law; receiving a presidential pardon from the President of the United Republic of Tanzania; released on Extra Mural Labour (EML); Parole, Community Service, payment of a court-ordered fine, to attend court proceedings, appeal, revision and review.

Other reasons which can lead to discharge of an offender are death and escape while under lawful custody.

#### 5.1 Offenders Released from Prisons

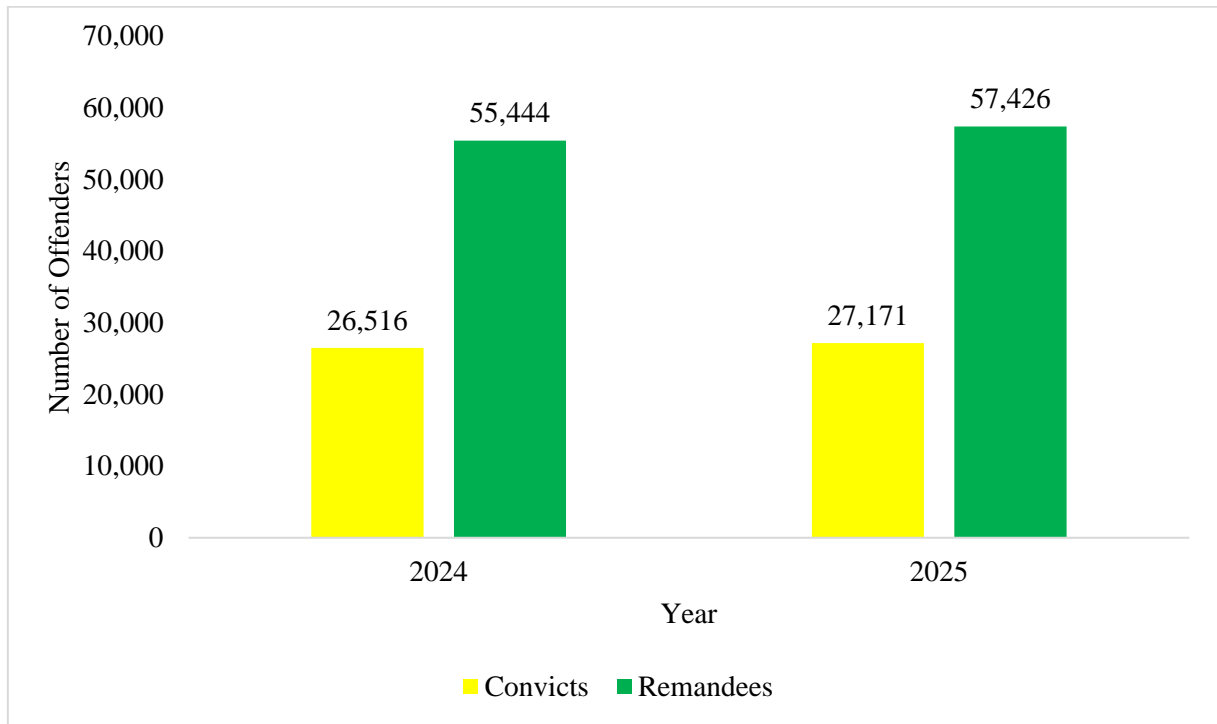
In 2025, a total of 84,597 offenders were released from prisons for various reasons, compared to 81,963 offenders released in 2024. This represents an increase of 2,634 offenders, equivalent to 3.2 percent. A total of 27,171 convicts were released in 2025, compared to 26,519 in 2024, reflecting an increase of 652 convicts, equivalent to 2.6 percent. A total of 57,426 remands were released, compared to 55,444 in 2024. This represents an increase of 1,982 remands, equivalent to 3.6 percent, (Figure 5.1).

In 2025, the regions with the highest number of offenders released from prisons were Dar es Salaam (8,644 offenders; 10.2percent), Kagera (6,311 offenders; 7.5 percent), and Mwanza (6,149 offenders; 7.3percent). The regions with the fewest offenders released were Tabora (775 offenders; 0.9 percent), Njombe (922 offenders; 1.1percent), and Songwe (992 offenders; 1.2 percent).

Regarding convicts, the regions with the highest numbers in 2025 were Kagera (2,130 convicts; 7.8 percent), Morogoro (1,978 convicts; 7.3 percent) and Dar es Salaam (1,931 convicts; 7.1percent). Conversely, the regions with the fewest convicts were Tabora (165 convicts; 0.6 percent), Songwe (335 convicts; 1.2 percent), Katavi (407 convicts; 1.5 percent), and Simiyu (470 convicts; 1.7 percent).

For remands, the regions with the highest numbers in 2025 were Dar es Salaam (6,713 remands; 11.7 percent), Mwanza (4,591 remands; 8 percent) and Kagera (4,181 remands; 7.3 percent). On the other hand, the regions with the fewest remands were Njombe (362 remands; 0.6 percent), Tabora (610 remands; 1.0 percent) and Katavi (617 remands; 1.1 percent) (Figure 5.1 and Table 5.1).

Figure 5.1 Number of Offenders Released from Prisons in Tanzania Mainland, 2024 and 2025.



Source: Tanzania Prisons Service.

**Table 5.1 Number of Offenders Released from Prisons by Gender and Region, Tanzania Mainland, 2025.**

Region	Convicts			Total	Remands			Total	Grand Total	Percentage
	M	F	C		M	F	C			
Arusha	845	65	0	910	3,476	203	0	3,679	4,589	5.4
Dar es Salaam	1,657	265	9	1931	6,123	556	34	6,713	8,644	10.2
Dodoma	1,278	88	12	1378	2,567	187	22	2,776	4,154	4.9
Geita	1,658	75	44	1777	3,798	234	78	4,110	5,887	7.0
Iringa	671	15	0	686	765	45	0	810	1,496	1.8
Kagera	1,987	143	0	2130	3,876	305	0	4,181	6,311	7.5
Kigoma	1,765	75	0	1840	1,983	132	39	2,154	3,994	4.7
Kilimanjaro	1,324	66	0	1390	3,244	309	6	3,559	4,949	5.9
Katavi	389	15	3	407	556	34	27	617	1,024	1.2
Lindi	654	14	12	680	989	22	0	1,011	1,691	2.0
Manyara	890	35	0	925	1,324	87	0	1,411	2,336	2.8
Mara	1,367	82	0	1449	3,456	228	0	3,684	5,133	6.1
Mbeya	989	46	0	1035	1,890	154	0	2,044	3,079	3.6
Morogoro	1,876	78	24	1978	1,980	78	76	2,134	4,112	4.9
Mtwara	762	34	0	796	657	65	0	722	1,518	1.8
Mwanza	1,435	89	34	1558	4,023	334	234	4,591	6,149	7.3
Njombe	543	15	2	560	345	17	0	362	922	1.1
Coast Region	698	13	0	711	1,456	68	0	1,524	2,235	2.6
Ruvuma	546	17	0	563	990	44	0	1,034	1,597	1.9
Rukwa	834	35	0	869	898	89	0	987	1,856	2.2
Singida	689	27	1	717	1,123	156	0	1,279	1,996	2.4
Shinyanga	588	46	0	634	2,678	290	0	2,968	3,602	4.3
Songwe	324	11	0	335	623	34	0	657	992	1.2
Simiyu	456	14	0	470	1,567	113	2	1,682	2,152	2.5
Tabora	156	6	3	165	567	43	0	610	775	0.9
Tanga	1,234	43	0	1277	1,984	143	0	2,127	3,404	4.0
<b>Total</b>	<b>25,615</b>	<b>1,412</b>	<b>144</b>	<b>27,171</b>	<b>52,938</b>	<b>3,970</b>	<b>518</b>	<b>57,426</b>	<b>84,597</b>	<b>100.0</b>

Source: Tanzania Prisons Service

## 5.2 Convicts Released on Extra Mural Penal Labour (EML) by Gender and Region, Tanzania Mainland, 2025

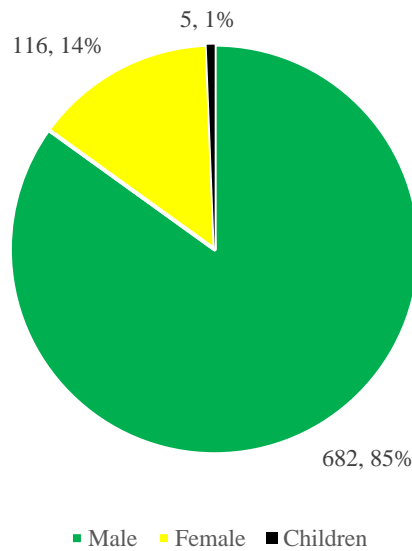
Any convicted prisoner is qualified for Extra Mural Penal Labour if: -

- ❖ He/she is sentenced to imprisonment for a period not exceeding a total of twelve months: and
- ❖ He/she has been committed to prison for not paying a fine or compensation even though his/her sentence exceeds twelve months.

In 2025, a total of 803 convicts were released on Extra Mural Penal Labour (EML): 683 were males, representing 85.0 percent, 116 were females, representing 14.5percent, and 5 were Children, representing 0.6 percent.

The regions that released the highest numbers of convicts on Extra Mural Penal Labour (EML) were Kagera (89; 11.1 percent), Morogoro (77; 9.6 percent) and Manyara (76; 9.5 percent). The regions that released the fewest convicts on EML were Singida (4; 0.5 percent), Coast Region (5; 0.6 percent), Lindi (6; 0.8 percent) and Katavi (7; 0.9 percent). (Figure 5.2 and Table 5.2).

**Figure 5.2 Convicts Released on Extra Mural Penal Labour (EML), Tanzania Mainland, 2025**



Source: Tanzania Prisons Service

**Table 5.2** Number and Percentage Distribution of Convicts Released on Extra Mural Penal Labour (EML) by Gender and Region: Tanzania Mainland, 2025.

Region	Adult		Children	Total	Percentage
	Male	Female			
Arusha	24	13	0	37	4.6
Dar es Salaam	43	26	1	70	8.7
Dodoma	66	3	0	69	8.6
Geita	18	8	4	30	3.7
Iringa	9	0	0	9	1.1
Kagera	80	9	0	89	11.1
Kigoma	10	1	0	11	1.4
Kilimanjaro	18	1	0	19	2.4
Katavi	6	1	0	7	0.9
Lindi	5	1	0	6	0.7
Manyara	69	7	0	76	9.5
Mara	51	9	0	60	7.5
Mbeya	22	7	0	29	3.6
Morogoro	74	3	0	77	9.6
Mtwara	11	1	0	12	1.5
Mwanza	31	0	0	31	3.9
Njombe	6	4	0	10	1.2
Coast Region	5	0	0	5	0.6
Ruvuma	17	4	0	21	2.6
Rukwa	8	0	0	8	1
Singida	4	0	0	4	0.5
Shinyanga	43	11	0	54	6.7
Songwe	10	0	0	10	1.2
Simiyu	13	2	0	15	1.9
Tabora	23	5	0	28	3.5
Tanga	16	0	0	16	2.0
<b>Total</b>	<b>682</b>	<b>116</b>	<b>5</b>	<b>803</b>	<b>100.0</b>

Source: Tanzania Prisons Service

### 5.3 Prisoners Released on Parole by Sex and Region

Parole is a legal process employed by Tanzania Prisons Service that allows convicted prisoner serving a sentence of four years or more to be released early on parole if:

- a. he is not serving a life sentence;
- b. he is not serving a sentence for the offence of armed robbery, dealing in dangerous drugs, rape or defilement;
- c. his sentence has not otherwise been commuted or subjected to a community service order under the Community Service Act.
- d. he has served one third of his sentence for any other offence other than those stipulated in paragraph (b);
- e. he has conducted himself with good behavior for all of the time he has been serving the sentence before he is due for parole; and

- f. while on parole he complies with parole conditions laid down under section 7 of the Parole Boards Act;
- g. the sentencing court does not prohibit the grant of parole under section 167 of the Criminal Procedure Act;

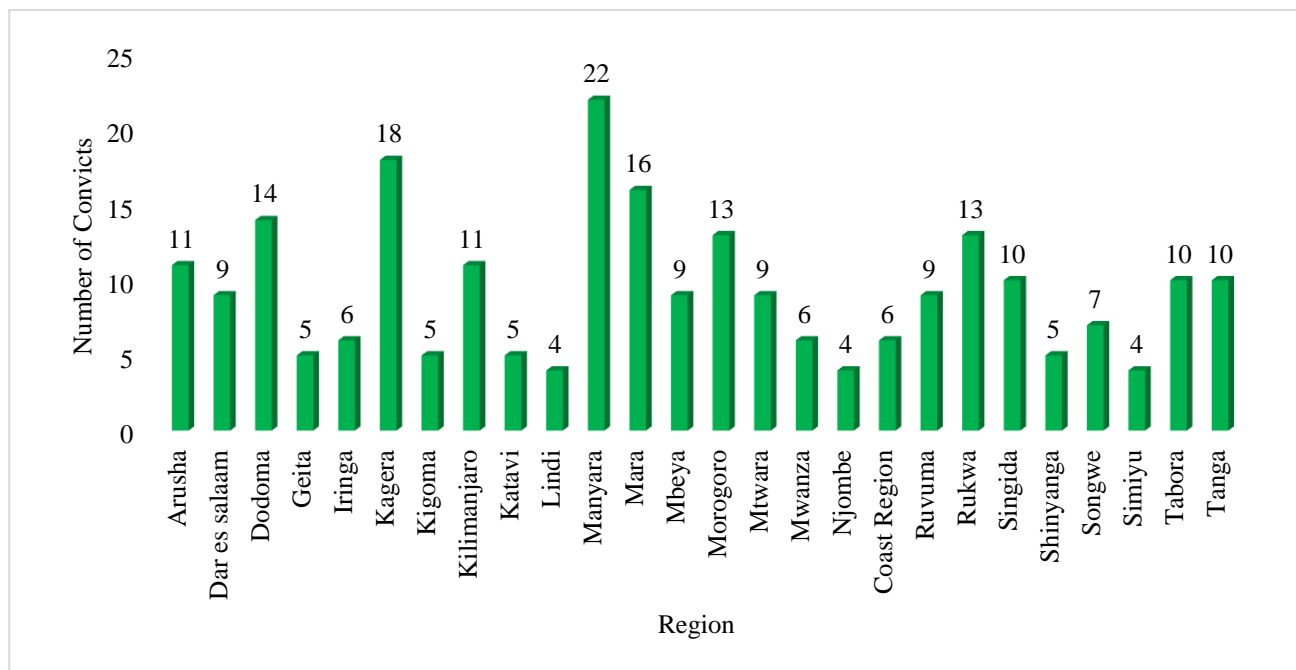
In 2025, a total of 241 convicts were released on Parole. 232 male convicts which is equivalent to 96.3 percent and 9 female convicts which is equivalent to 3.7percent. The regions that released the highest numbers of convicts under this arrangement were Manyara (22 convicts; 9.1 percent), Kagera (18 convicts; 7.5 percent), and Mara (16 convicts; 6.6 percent) Conversely, the regions with the fewest Parole releases were Lindi, Simiyu and Njombe, each releasing 4 convicts (1.7percent), (Figure 5.3 and Table 5.3)

**Table 5.3 Convicted Prisoners Released on Parole by Gender and Region, 2025.**

Region	Male	Female	Children	Total	Percentage
Arusha	11	0	0	11	4.6
Dar es salaam	8	1	0	9	3.7
Dodoma	14	0	0	14	5.8
Geita	4	1	0	5	2.1
Iringa	6	0	0	6	2.5
Kagera	18	0	0	18	7.5
Kigoma	4	1	0	5	2.1
Kilimanjaro	11	0	0	11	4.6
Katavi	5	0	0	5	2.1
Lindi	4	0	0	4	1.7
Manyara	22	0	0	22	9.1
Mara	15	1	0	16	6.6
Mbeya	9	0	0	9	3.7
Morogoro	10	3	0	13	5.4
Mtwara	9	0	0	9	3.7
Mwanza	6	0	0	6	2.5
Njombe	4	0	0	4	1.7
Coast Region	6	0	0	6	2.5
Ruvuma	9	0	0	9	3.7
Rukwa	13	0	0	13	5.4
Singida	10	0	0	10	4.1
Shinyanga	5	0	0	5	2.1
Songwe	6	1	0	7	2.9
Simiyu	4	0	0	4	1.7
Tabora	9	1	0	10	4.1
Tanga	10	0	0	10	4.1
<b>Total</b>	<b>232</b>	<b>9</b>	<b>0</b>	<b>241</b>	<b>100.0</b>

Source: Tanzania Prisons Service

**Figure 5.3** Number of Prisoners Released on Parole in 2025



Source: Tanzania Prisons Service.

#### 5.4 Prisoners Released on Community Service

In 2025, a total of 596 prisoners were released on community service orders, of which 594 convicts were adults (538 male convicts; 90.3 percent and 56 female convicts; 9.4 percent). In addition, (2 male children; 0.3 percent) were released.

The regions with the highest numbers of prisoners released on community service were Mara (106 convicts; 17.8 percent), Mbeya (56 convicts; 9.4 percent), and Kagera (52 convicts; 8.8 percent). Conversely the regions with the lowest numbers were Dar es Salaam (2 convicts; 0.3 percent), Katavi (4 convicts; 0.7 percent) and Njombe (5 convicts; 0.8 percent), two male children from Shinyanga Region, were released, (Table 5.4).

**Table 5.4 Convicts Release Under the Community Service Programme**

Region	Adults			Children			Grand Total
	M	F	Total	M	F	Total	
Arusha	30	3	33	0	0	0	33
Dar es Salaam	2	0	2	0	0	0	2
Dodoma	16	1	17	0	0	0	17
Geita	9	1	10	0	0	0	10
Iringa	22	11	33	0	0	0	33
Kagera	52	0	52	0	0	0	52
Kigoma	7	0	7	0	0	0	7
Kilimanjaro	22	6	28	0	0	0	28
Katavi	2	2	4	0	0	0	4
Lindi	0	0	0	0	0	0	0
Manyara	29	2	31	0	0	0	31
Mara	98	8	106	0	0	0	106
Mbeya	52	4	56	0	0	0	56
Morogoro	6	1	7	0	0	0	7
Mtwara	5	2	7	0	0	0	7
Mwanza	19	4	23	0	0	0	23
Njombe	5	0	5	0	0	0	5
Coast Region	11	2	13	0	0	0	13
Ruvuma	6	0	6	0	0	0	6
Rukwa	9	2	11	0	0	0	11
Singida	49	1	50	0	0	0	50
Shinyanga	34	2	36	2	0	2	38
Songwe	8	0	8	0	0	0	8
Simiyu	15	0	15	0	0	0	15
Tabora	10	2	12	0	0	0	12
Tanga	20	2	22	0	0	0	22
<b>Total</b>	<b>538</b>	<b>56</b>	<b>594</b>	<b>2</b>	<b>0</b>	<b>2</b>	<b>596</b>

Source: Tanzania Prisons Service

### 5.5 Prisoners Released After Paying Fines by Length of Sentence and Region

In 2025, a total of 4,047 convicts were released after paying fines. Most releases were for sentences over three months (2,914 convicts; 72.1percent), followed by one to three months (1,003 convicts; 24.8percent), and under one month (130 convicts; 3.2 percent). The highest numbers were from Dar es Salaam (480 Convicts; 11.9 percent), Kilimanjaro (470 Convicts; 11.6 percent) and Kigoma (429 Convicts; 10.6 percent). Also, the regions that released the fewest convicts were Njombe (14 convicts; 0.4 percent), Katavi (18 Convicts; 0.4 percent) and Mara (42 Convicts; 1.0 percent) (Table 5.5).

**Table 5.5** Number of Convicts Released After Paying Fines by Sentence Length and Region, Tanzania Mainland, 2025

Region	Under One Month	One Month to Three Months	Over Three Months	Total	Percent
Arusha	4	25	54	83	2.1
Dar es Salaam	14	143	323	480	11.9
Dodoma	2	28	214	244	6
Geita	4	45	124	173	4.3
Iringa	0	12	34	46	1.1
Kagera	1	24	176	201	5
Kigoma	19	156	254	429	10.6
Kilimanjaro	3	178	289	470	11.6
Katavi	1	5	12	18	0.4
Lindi	2	25	56	83	2.1
Manyara	0	23	44	67	1.7
Mara	0	15	27	42	1
Mbeya	9	34	145	188	4.6
Morogoro	5	24	98	127	3.1
Mtwara	6	31	88	125	3.1
Mwanza	7	21	144	172	4.3
Njombe	0	6	8	14	0.3
Coast Region	0	20	82	102	2.5
Ruvuma	5	8	76	89	2.2
Rukwa	24	33	88	145	3.6
Singida	5	24	103	132	3.3
Shinyanga	3	34	43	80	2
Songwe	4	18	66	88	2.2
Simiyu	3	12	67	82	2
Tabora	5	13	156	174	4.3
Tanga	4	46	143	193	4.8
<b>Total</b>	<b>130</b>	<b>1,003</b>	<b>2,914</b>	<b>4,047</b>	<b>100.0</b>

Source: Tanzania Prisons Service

## 5.6 Escapee Offenders under Lawful Custody by Gender and Region

In 2025, a total of 354 offenders escaped from lawful custody. Among them, 344 were convicts, equivalent to 97.2 percent, while 10 were remands, equivalent to 2.8 percent.

The regions with the highest numbers of escapes were Tanga (96; 27.1 percent), Pwani (27; 7.6 percent) and Mara (24; 6.8 percent). On the other hand, the regions with the fewest escape cases were Rukwa (2; 0.6 percent), Njombe (3; 0.9 percent) and Iringa (4; 1.1 percent) (Table 5.6).

**Table 5.6 Number of Escapee Offenders by Sex, Type and Region: Tanzania Mainland, 2025**

Region	Convicts				Remands				Grand Total
	Male	Female	Children	Total	Male	Female	Children	Total	
Arusha	5	0	1	6	0	0	0	0	6
Dar es Salaam	5	0	0	5	0	0	0	0	5
Dodoma	23	0	0	23	0	0	0	0	23
Geita	6	0	0	6	0	0	0	0	6
Iringa	4	0	0	4	0	0	0	0	4
Kagera	19	0	0	19	0	0	0	0	19
Kigoma	14	0	0	14	0	0	0	0	14
Kilimanjaro	6	0	0	6	0	0	0	0	6
Katavi	11	0	0	11	0	0	0	0	11
Lindi	0	0	0	0	0	0	0	0	0
Manyara	13	0	0	13	2	0	0	2	15
Mara	24	0	0	24	0	0	0	0	24
Mbeya	7	0	0	7	0	0	0	0	7
Morogoro	20	0	0	20	0	0	0	0	20
Mtwara	6	0	0	6	0	0	0	0	6
Mwanza	13	0	0	13	0	0	0	0	13
Njombe	3	0	0	3	0	0	0	0	3
Coast Region	23	0	0	23	4	0	0	4	27
Ruvuma	9	0	0	9	0	0	0	0	9
Rukwa	2	0	0	2	0	0	0	0	2
Singida	6	0	0	6	0	0	0	0	6
Shinyanga	7	0	0	7	0	0	0	0	7
Songwe	8	0	0	8	0	0	0	0	8
Simiyu	9	0	0	9	0	0	0	0	9
Tabora	8	0	0	8	0	0	0	0	8
Tanga	92	0	0	92	4	0	0	4	96
<b>Total</b>	<b>343</b>	<b>0</b>	<b>1</b>	<b>344</b>	<b>10</b>	<b>0</b>	<b>0</b>	<b>10</b>	<b>354</b>

Source: Tanzania Prisons Service

### 5.7 Death of offenders in Prisons by Gender and Region

In 2025, a total of 58 offenders died while serving their sentences in prisons due to various health-related causes, including HIV/AIDS, anemia, tuberculosis (TB), malaria and hypertension. Out of them 46 deaths which is equivalent to 79.3 percent were convicts and 12 deaths which is equivalent to 20.7 percent were remands.

The regions with the highest number of offenders' death were Mwanza (8 offenders; 12.9 percent), Dar es Salaam and Mbeya (6 offenders each; 9.7 percent), followed by Kagera and Tanga (5 offenders each; 8.1 percent). In contrast, regions with the lowest numbers of offenders' death were Arusha, Iringa, Shinyanga, and Simiyu (1 offender each; 1.6 percent), as well as Tabora, Songwe, Singida, Katavi, Njombe and Dodoma (2 offenders each; 3.2 percent). No offender deaths were recorded in

Rukwa, Ruvuma, Coast Region, Lindi, Kilimanjaro, Kigoma, and Geita in 2025, as shown in Table 5.7.

**Table 5.7 The Death of Offenders in Prisons by Region and Sex Tanzania Mainland, 2025.**

Region	Convicts		Remands		Total
	M	F	M	F	
Arusha	1	0	0	0	1
Dar es Salaam	4	0	2	0	6
Dodoma	1	0	0	1	2
Geita	0	0	0	0	0
Iringa	1	0	0	0	1
Kagera	4	0	1	0	5
Kigoma	0	0	0	0	0
Kilimanjaro	0	0	0	0	0
Katavi	2	0	0	0	2
Lindi	0	0	0	0	0
Manyara	2	0	0	0	2
Mara	2	0	1	0	3
Mbeya	5	0	1	0	6
Morogoro	4	0	0	0	4
Mtwara	3	0	0	0	3
Mwanza	5	0	3	0	8
Njombe	1	0	1	0	2
Coast Region	0	0	0	0	0
Ruvuma	0	0	0	0	0
Rukwa	0	0	0	0	0
Singida	2	0	0	0	2
Shinyanga	1	0	0	0	1
Songwe	2	0	0	0	2
Simiyu	1	0	0	0	1
Tabora	2	0	0	0	2
Tanga	3	0	0	2	5
<b>Total</b>	<b>46</b>	<b>0</b>	<b>9</b>	<b>3</b>	<b>58</b>

Source: Tanzania Prisons Service

## **CHAPTER SIX**

### **Offenders Charged with Disciplinary Penalties while in Prisons**

#### **6.0 Introduction**

In accordance to the Prisons Act, Cap. 58 [R: E 2023], Prisons (Prison Offences) Regulations, G.N. No. 13 of 1968 and Prisons Standing Orders 4<sup>th</sup> Edition 2003, the Officer In-Charge (**O<sup>I</sup>/c**) have the power to punish any offender who misbehaves in prison except for corporal punishment which requires approval from the Commissioner General of Prisons.

Officer In-Charge of the Prison is empowered to punish offenders as follows: loss of remission, penal diet, solitary confinement and taking an offender to court of law if necessary. Before implementation of a penal diet and solitary confinement, the medical officer of the prison must examine the offender and produce a medical report to confirm if the offender is fit for punishment. The aim of the punishment is to change the behavior of offenders who misbehave while in prison.

#### **6.1 Offenders Awarded Penalties in Prisons by Region and Type of Crime**

In 2025, a total of 95 offenders were punished after committing various offences compared to 114 offenders in 2024. This is a decrease of 19 offenders, equivalents to 16.7 percent. 48 convict's equivalents to 50.5 percent were punished with loss of remission only, 25 convict's equivalents to 26.3 percent with solitary confinement and penal diet, 9 convict's equivalents to 9.5 percent were punished with loss of remission, penal diet and solitary confinement. 5 convicts equivalents to 5.3 were punished with penal diet only. 4 convicts equivalents to 4.2 were punished with corporal punishment and loss of remission, 2 convicts equivalents to 2.1 percent were punished loss of remission and penal diet. 1 convict equivalents to 1.1 percent was punished with corporal punishment, penal diet and solitary confinement while 1 convict equivalents to 1.1 percent was punished with solitary confinement only.

Regions which awarded penalties to many offenders in 2025 were Kilimanjaro (39: 41.1 percent), Tabora (32: 33.7 percent) and Kigoma (9: 9.5 percent) (Table 6.1).

**Table 6.1 Number of Offenders Charged with Disciplinary Penalties While in Prisons by Type of Penalty and Region: Tanzania Mainland, 2025**

Region	Corporal punishment and loss of remission	Corporal punishment and penal diet and solitary confinement	Loss of remission Only	Loss of remission and penal diet	Loss of remission and penal diet and solitary confinement	Penal diet Only	Penal diet and solitary confinement	Solitary Confinement	Total
Dar es Salaam	0	0	2	1	0	0	0	1	4
Kagera	0	0	3	0	0	0	0	0	3
Kigoma	0	0	9	0	0	0	0	0	9
Kilimanjaro	3	1	25	0	9	0	1	0	39
Ruvuma	0	0	3	0	0	0	0	0	3
Simiyu	1	0	3	0	0	0	0	0	4
Tabora	0	0	2	1	0	5	24	0	32
Tanga	0	0	1	0	0	0	0	0	1
<b>Total</b>	<b>4</b>	<b>1</b>	<b>48</b>	<b>2</b>	<b>9</b>	<b>5</b>	<b>25</b>	<b>1</b>	<b>95</b>

Source: Tanzania Prisons Service

NB: The Regions that were not shown had no offenders who were sentenced to imprisonment

## **CHAPTER SEVEN**

### **Remand Prisoners Sentenced to Imprisonment While in Prisons**

#### **7.0 Introduction**

This chapter presents information on remand prisoners who were sentenced to prison for committing various crimes.

#### **7.1 Remands Convicted While in Prison by Sex and Region**

In 2025, a total of 4,180 remands were sentenced while in the prison compared to 7,155 remands in 2024. This is a decrease of 2,975 remands, which is equivalent to 41.6 percent. Among them, 4,029 (96.4 percent) were males, 146 (3.5 percent) were female and 5 (0.1 percent) were children.

Regions which recorded highest number of remands convicted while in prisons compared to other regions in 2025 were Mbeya (734: 17.6 percent), Mwanza (335: 8.0 percent) and Mara (295: 7.1 percent).

Regions which recorded lowest number of convicted remands compared to others were Lindi (1: 0.02 percent), Arusha (2: 0.1 percent) and Rukwa (10: 0.2 percent), of remands convicted while in prison (Table 7.1)

**Table 7.1** Number of Remands Convicted While in Prison by Sex and Region: Tanzania Mainland, 2025

Region	Adults			Children			Grand Total		
	M	F	Total	M	F	Total	M	F	Total
Arusha	2	0	2	0	0	0	2	0	2
Dar es Salaam	189	0	189	0	0	0	189	0	189
Dodoma	166	19	185	0	0	0	166	19	185
Geita	61	2	63	0	0	0	61	2	63
Iringa	48	0	48	0	0	0	48	0	48
Kagera	213	8	221	0	0	0	213	8	221
Kigoma	216	9	225	0	0	0	216	9	225
Kilimanjaro	218	6	224	0	0	0	218	6	224
Katavi	95	2	97	1	0	1	96	2	98
Lindi	1	0	1	0	0	0	1	0	1
Manyara	184	3	187	0	0	0	184	3	187
Mara	288	6	294	1	0	1	289	6	295
Mbeya	679	55	734	0	0	0	679	55	734
Morogoro	186	4	190	2	0	2	188	4	192
Mtwara	153	1	154	0	0	0	153	1	154
Mwanza	320	15	335	0	0	0	320	15	335
Njombe	44	1	45	1	0	1	45	1	46
Pwani	195	0	195	0	0	0	195	0	195
Ruvuma	95	2	97	0	0	0	95	2	97
Rukwa	10	0	10	0	0	0	10	0	10
Singida	86	1	87	0	0	0	86	1	87
Shinyanga	166	6	172	0	0	0	166	6	172
Songwe	90	0	90	0	0	0	90	0	90
Simiyu	123	1	124	0	0	0	123	1	124
Tabora	117	2	119	0	0	0	117	2	119
Tanga	84	3	87	0	0	0	84	3	87
<b>Total</b>	<b>4,029</b>	<b>146</b>	<b>4,175</b>	<b>5</b>	<b>0</b>	<b>5</b>	<b>4,034</b>	<b>146</b>	<b>4,180</b>

Source: Tanzania Prisons Service

## **CHAPTER EIGHT**

### **Education and Skills Development for Prisoners**

#### **8.0 Introduction**

This chapter presents statistics on education and skills development programmes provided to prisoners during 2025 by level of education, sex, programme type, and region. The chapter further examines enrolment, completion status, certification outcomes of adult education, vocational skills training and entrepreneurship programmes implemented within prisons

#### **8.1 Offenders in Prisons by Level of Education, Sex, and Region**

In 2025, a total of 23,940 offenders were recorded in prisons in Mainland Tanzania. Out of these, 8,518 (35.6 percent) had no formal education, 11,758 (49.1 percent) had primary education, 3,034 (12.7 percent) had secondary education, 227 (0.9 percent) had certificate-level education, 147 (0.6 percent) had diploma-level education, 226 (0.9 percent) had attained bachelor degrees, 27 (0.1 percent) had master degrees and 3 (0.01 percent) had a doctoral degree.

During the same period, 19,646 convicted prisoners were recorded. Among them, 7,224 (36.8 percent) had no formal education, 9,687 (49.3 percent) had primary education, 2,375 (12.1 percent) had secondary education, 154 (0.8 percent) had certificate-level education, 86 (0.4 percent) had diploma-level education, 109 (0.5 percent) had bachelor degrees, 9 (0.05 percent) had master degrees, and 2 (0.01 percent) had a doctoral degree.

In addition, 4,294 remand prisoners were recorded in 2025. Out of them, 1,294 (30.1 percent) had no formal education, 2,071 (48.2 percent) had primary education, 659 (15.3 percent) had secondary education, 73 (1.7 percent) had certificate-level education, 61 (1.4 percent) had diploma-level education, 117 (2.7 percent) had attained bachelor degrees, 18 (0.4 percent) had master degrees, and 1 (0.02 percent) had a doctoral degree, (Table 8.1).



## 8.2 Prisoners Enrolled in Adult Education Programmes

In 2025, a total of 915 prisoners were enrolled in adult education programmes. Out of them, 77 prisoners (8.4 percent) completed the programme, while 838 prisoners (91.6 percent) were still enrolled at the time of reporting.

Male prisoners accounted for 863 (94.3 percent) of all enrolments, while female prisoners accounted for 52 (5.7 percent). Among female prisoners, 2 (0.2 percent) completed the programme and 50 (5.5 percent) were still enrolled. Among male prisoners, 75 (8.2 percent) completed the programme and 788 (86.1 percent) were still enrolled.

Region enrolled the highest number of prisoners in adult education programmes was Kagera (213 prisoners; 23.3 percent), followed by Dodoma (119; 13.0 percent) and Tabora (87; 9.5 percent). The lowest enrolment was in Rukwa (10; 1.1 percent), Katavi (5; 0.5 percent), and Singida (1; 0.1 percent), (Table 8.2.)

**Table 8.2 Prisoners Enrolled in and Completing Adult Education Programmes by Sex and Regions Tanzania Mainland, 2025**

Region	Enrolled In		Total	Completing		Total	Grand Total
	M	F		M	F		
Arusha	11	0	11	0	0	0	11
Dar es salaam	65	0	65	5	0	5	70
Dodoma	60	7	67	50	2	52	119
Geita	23	0	23	0	0	0	23
Iringa	22	0	22	0	0	0	22
Kagera	194	8	202	11	0	11	213
Kilimanjaro	44	21	65	0	0	0	65
Katavi	5	0	5	0	0	0	5
Lindi	27	0	27	3	0	3	30
Manyara	27	0	27	0	0	0	27
Mara	57	0	57	5	0	5	62
Mbeya	18	5	23	0	0	0	23
Morogoro	25	1	26	0	0	0	26
Mtwara	46	0	46	0	0	0	46
Mwanza	67	8	75	0	0	0	75
Rukwa	10	0	10	0	0	0	10
Singida	0	0	0	1	0	1	1
Tabora	87	0	87	0	0	0	87
<b>Total</b>	<b>788</b>	<b>50</b>	<b>838</b>	<b>75</b>	<b>2</b>	<b>77</b>	<b>915</b>

Source: Tanzania Prison Service

### **8.3 Prisoners Enrolled in Vocational Training Skills**

In 2025, a total of 195 prisoners were enrolled in vocational skills training programmes. Out of them, 35 prisoners (17.9 percent) completed the training, while 160 prisoners (82.1 percent) were still undergoing training.

Male prisoners accounted for 192 (98.5 percent) of all trainees, while female prisoners accounted for 3 (1.5 percent).

The highest enrolment in vocational training was recorded in Mbeya (66 prisoners; 33.8 percent), followed by Morogoro (44; 22.6 percent) and Dar es Salaam (25; 12.8 percent). The lowest enrolment was recorded in Pwani and Shinyanga (1 prisoner each; 0.5 percent), Mtwara (4; 2.1 percent), and Mara (7; 3.6 percent), (Tables 8.3 and 8.4).

Table 8.3 Prisoners Enrolled in Vocational Training Skills

Region	Enrolled In																				Total
	Masonry		Electricity		Carpentry		Welding		Painting		Plumbing and Pipe Fitting		Tailoring		Shoe Making		Basket Weaving		Decoration		
	M	F	M	F	M	F	M	F	M	F	M	F	M	F	M	F	M	F	M	F	
Dar es Salaam	0	0	0	0	0	0	0	0	0	0	0	0	0	0	0	0	25	0	0	0	25
Manyara	2	0	1	0	1	0	0	0	0	0	0	0	0	1	0	0	0	0	0	0	5
Mara	0	0	2	0	0	0	0	0	0	0	0	0	0	5	0	0	0	0	0	0	7
Mbeya	15	0	9	0	10	0	9	0	0	0	8	0	6	0	0	0	0	0	4	0	61
Morogoro	8	0	7	0	4	0	5	0	3	0	4	0	5	0	6	0	0	0	0	0	42
Pwani	1	0	0	0	0	0	0	0	0	0	0	0	0	0	0	0	0	0	0	0	1
Rukwa	5	0	0	0	1	0	2	0	1	0	0	0	1	0	0	0	0	0	0	0	10
Shinyanga	0	0	0	0	1	0	0	0	0	0	0	0	0	0	0	0	0	0	0	0	1
Simiyu	0	0	0	0	4	0	0	0	0	0	0	0	4	0	0	0	0	0	0	0	8
<b>Total</b>	<b>31</b>	<b>0</b>	<b>19</b>	<b>0</b>	<b>21</b>	<b>0</b>	<b>16</b>	<b>0</b>	<b>4</b>	<b>0</b>	<b>12</b>	<b>0</b>	<b>22</b>	<b>0</b>	<b>6</b>	<b>0</b>	<b>25</b>	<b>0</b>	<b>4</b>	<b>0</b>	<b>160</b>

Source: Tanzania Prison Service

In 2025, the number of prisoners who completed their training were 35. Among them, 3 were women, equivalent to 1.5 percent, and 32 were men, equivalent to 16.4 percent (Table 8.4)

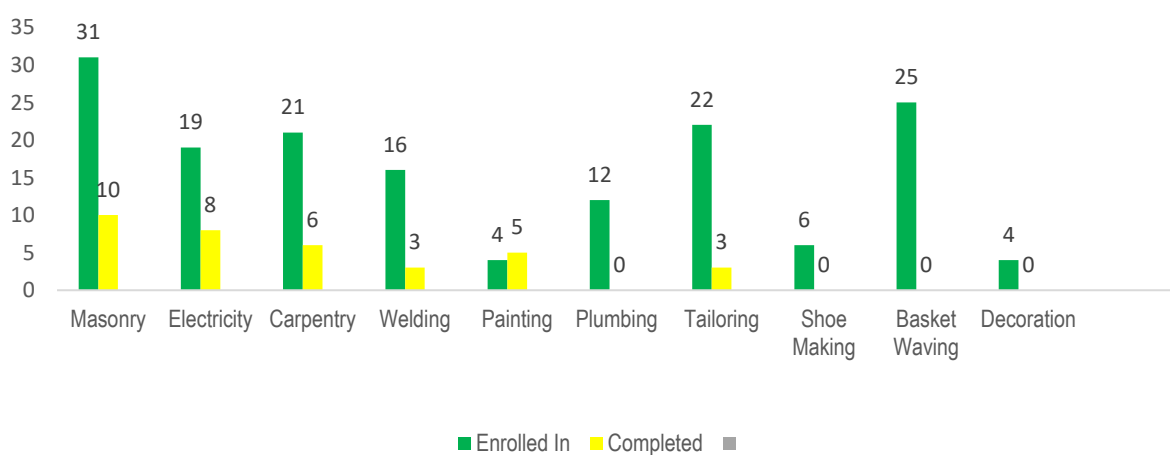
**Table 8.4 Prisoners Completed Vocational Training Skills**

Region	Completed																				Total
	Masonry		Electricity		Carpentry		Welding		Painting		Plumbing and Pipe Fitting		Tailoring		Shoe Making		Basket Waving		Decoration		
	M	F	M	F	M	F	M	F	M	F	M	F	M	F	M	F	M	F	M	F	
Arusha	0	0	1	1	1	1	0	0	1	1	0	0	0	0	0	0	0	0	0	0	6
Dodoma	3	0	2	0	2	0	0	0	2	0	0	0	0	0	0	0	0	0	0	0	9
Mbeya	4	0	0	0	1	0	0	0	0	0	0	0	0	0	0	0	0	0	0	0	5
Morogoro	0	0	1	0	0	0	0	0	0	0	0	0	1	0	0	0	0	0	0	0	2
Mtwara	2	0	1	0	0	0	0	0	1	0	0	0	0	0	0	0	0	0	0	0	4
Singida	1	0	2	0	1	0	3	0	0	0	0	0	2	0	0	0	0	0	0	0	9
<b>Total</b>	<b>10</b>	<b>0</b>	<b>7</b>	<b>1</b>	<b>5</b>	<b>1</b>	<b>3</b>	<b>0</b>	<b>4</b>	<b>1</b>	<b>0</b>	<b>0</b>	<b>3</b>	<b>0</b>	<b>0</b>	<b>0</b>	<b>0</b>	<b>0</b>	<b>0</b>	<b>0</b>	<b>35</b>

Source: Tanzania Prison Service (TPS)

The masonry had the highest number of inmates, with 41 prisoners, which is equivalent to 21.0 percent. It was followed by electrical installation and carpentry, each with 27 inmates, accounting for 13.8 percent. The programs with the fewest inmates were decoration, with 4 prisoners (2.1 percent) and shoe making with 6 prisoners (3.1 percent). (Figure 8.1)

**Figure 8.1 Prisoners Enrolled in and Completing Vocational Training Skills; Tanzania Mainland, 2025**

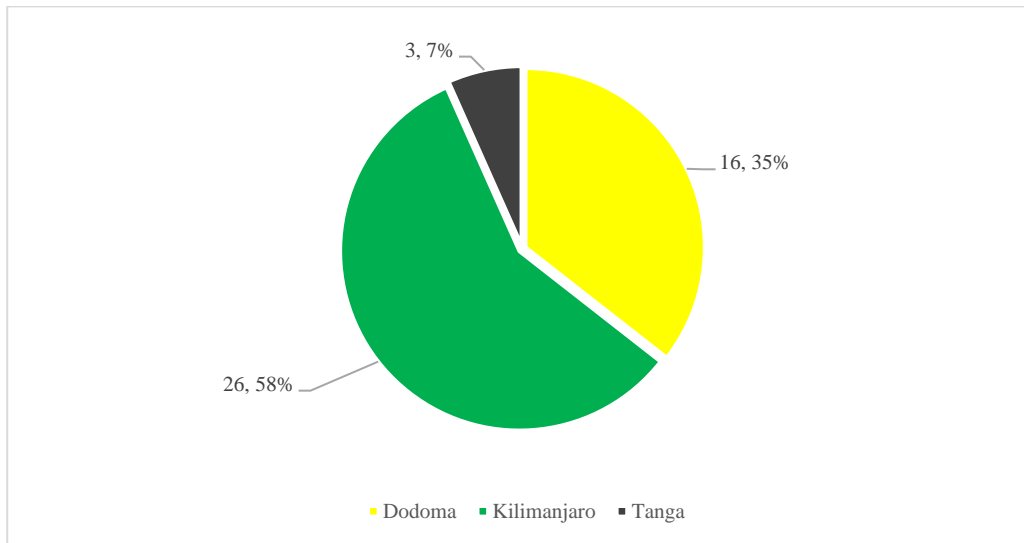


### 8.4 Prisoners Provided with Entrepreneurship Training

In 2025, a total of 45 prisoners received entrepreneurship training. Out of them, 35 (77.8 percent) were male and 10 (22.2 percent) were female.

Kilimanjaro Region recorded the highest number of beneficiaries 26 prisoners (57.8 percent), followed by Dodoma (16; 35.5 percent) and Tanga (3; 6.7 percent). (Figure 8.2)

**Figure 8.2 Prisoners Trained in Entrepreneurship by Region and Sex, Tanzania Mainland, 2025**



Source: Tanzania Prison Service

### 8.5 Prisoners Awarded Vocational Training Certificates

In 2025, a total of 129 prisoners were awarded vocational training certificates by the Vocational Education and Training Authority (VETA). Out of them, 124 (96.1 percent) were male and 5 (3.9 percent) were female.

Dar es Salaam recorded the highest number of certified prisoners 56 (43.4 percent), followed by Kilimanjaro (22; 17.1 percent), Manyara (18; 14.0 percent) and Mbeya (11; 8.5 percent). The lowest numbers were recorded in Tabora (1; 0.8 percent) and Kagera, Katavi and Lindi (2 prisoners each; 1.6 percent). (Table 8.6.)

**Table 8.5 Prisoners Awarded Vocation Training Certificate (VETA) by Sex and Region; Tanzania Mainland, 2025**

Region	M	F	Total
Dar es salaam	56	0	56
Kagera	2	0	2
Kilimanjaro	17	5	22
Katavi	2	0	2
Lindi	2	0	2
Manyara	18	0	18
Mbeya	11	0	11
Morogoro	3	0	3
Singida	9	0	9
Songwe	3	0	3
Tabora	1	0	1
<b>Total</b>	<b>124</b>	<b>5</b>	<b>129</b>

Source: Tanzania Prison Service

## CHAPTER NINE

### Trend of Offenders

#### 9.0 Introduction

Offender statistics help measure the performance of the Prison Service, in collaboration with stakeholders, in managing offenders, providing remand services, developing programs and services that address rehabilitation needs, and advising on policies related to crime prevention and offender management

#### 9.1 Trend of Offenders In prison, Received, Released and Recidivist

Table 9.1 and Figures 9.1, 9.2, 9.3, and 9.4 present the trends of offenders who were present, received, released, and recidivist offenders over a five-year period from 2021 to 2025.

During this period, statistics show that the average number of offenders present in prisons decreased from 30,949 in 2021 to 23,940 in 2025. This is a decrease of 7,009 offenders, equivalent to 22.6 percent.

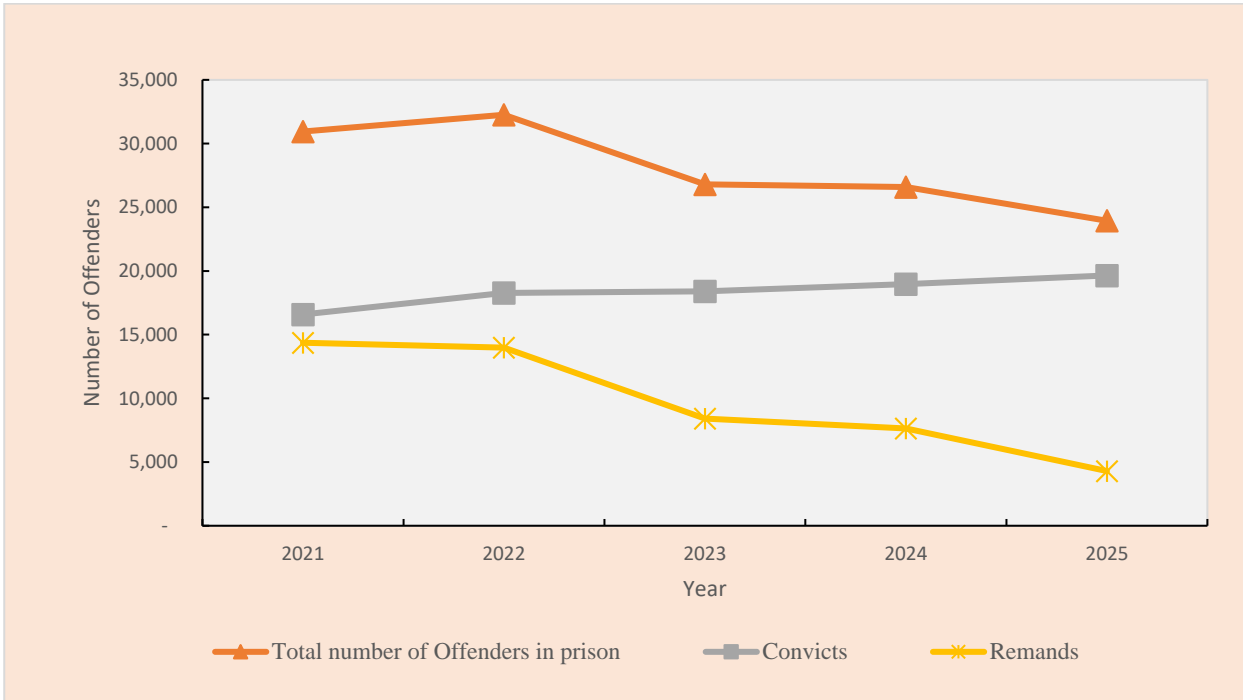
In addition, the number of offenders received into prisons increased by 12,867 offenders, equivalent to 11.1 percent, from 115,498 in 2021 to 128,365 in 2025.

**Table 9.1 Number of Offenders Present, Received, Released, and Recidivist; Mainland Tanzania, 2021–2025**

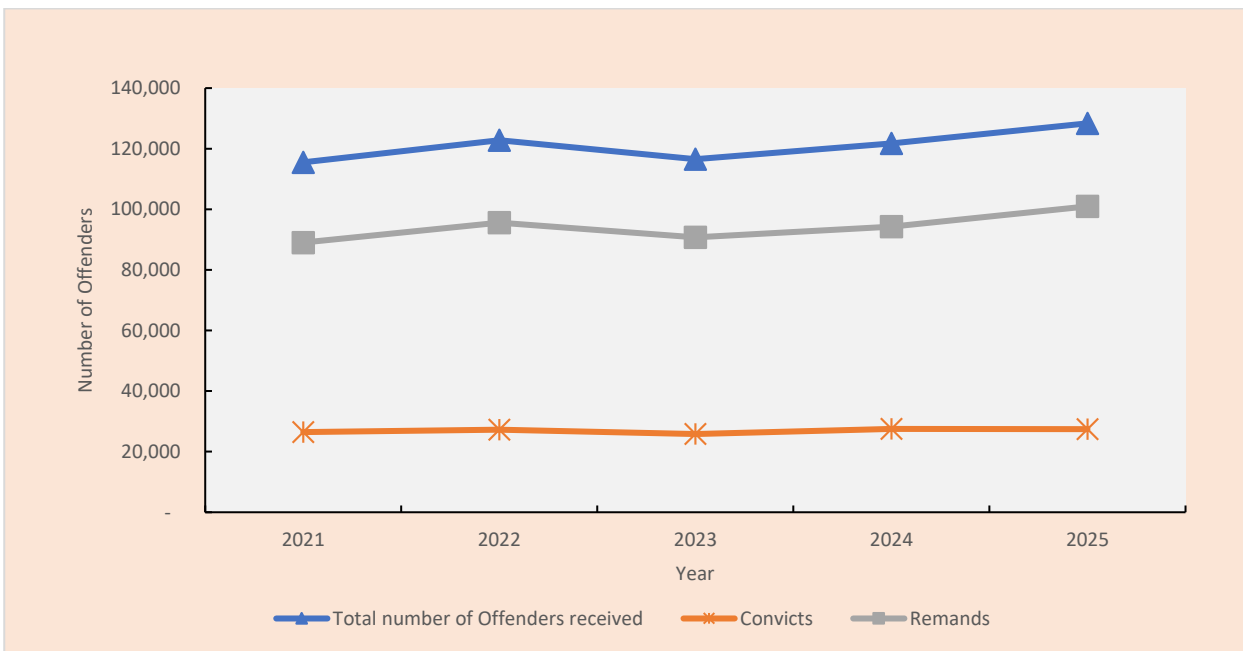
Type of Offenders who where	2021	2022	2023	2024	2025
<b>In prison</b>	<b>30,949</b>	<b>32,259</b>	<b>26,802</b>	<b>26,596</b>	<b>23,940</b>
Convicts	16,583	18,285	18,395	18,962	19,646
Remands	14,366	13,974	8,407	7,634	4,294
<b>Received</b>	<b>115,498</b>	<b>122,810</b>	<b>116,552</b>	<b>121,768</b>	<b>84,597</b>
Convicts	26,476	27,217	25,819	27,512	27,171
Remands	89,022	95,593	90,733	94,256	57,426
<b>Released</b>	<b>86,077</b>	<b>90,401</b>	<b>93,426</b>	<b>81,963</b>	<b>84,597</b>
Convicts	25,696	25,901	27,143	26,519	27,171
Remands	60,381	64,500	66,283	55,444	57,426
<b>Recidivist</b>	<b>3,235</b>	<b>4,013</b>	<b>3,914</b>	<b>4,140</b>	<b>4,402</b>
Convicts	3,235	4,013	3,914	4,140	4,402

Source: Tanzania Prisons Services

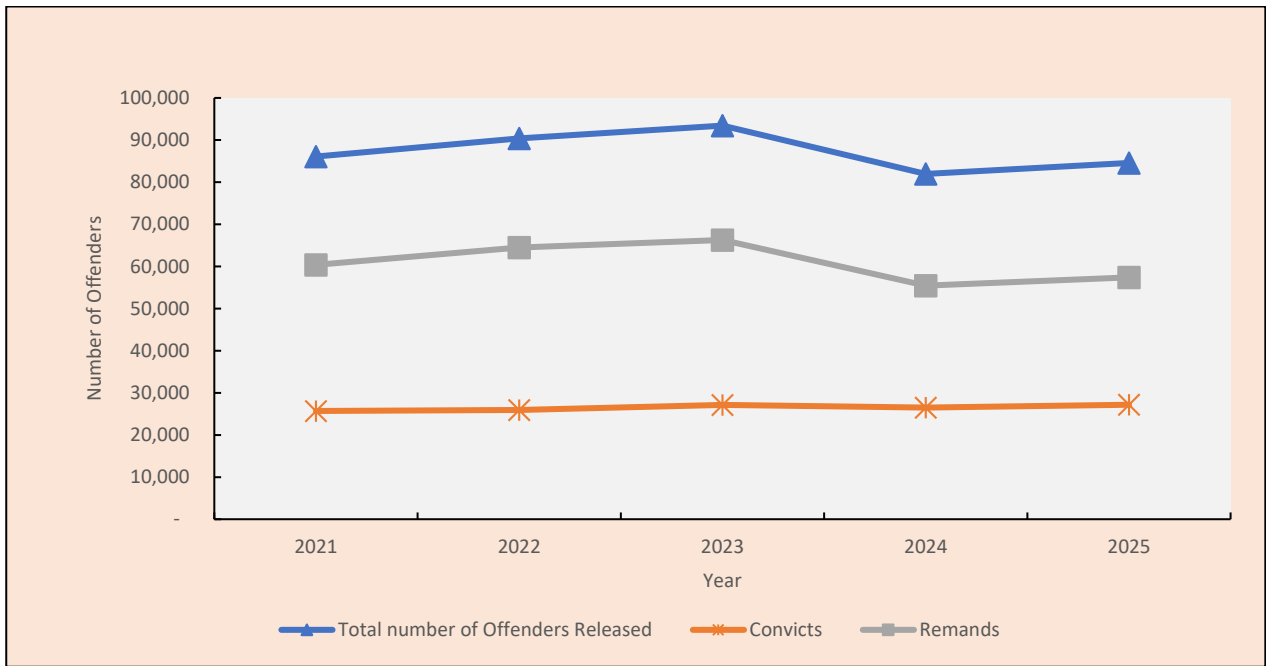
**Figure 9.1** Number of Offenders Present in Prisons; Mainland Tanzania, 2021–2025



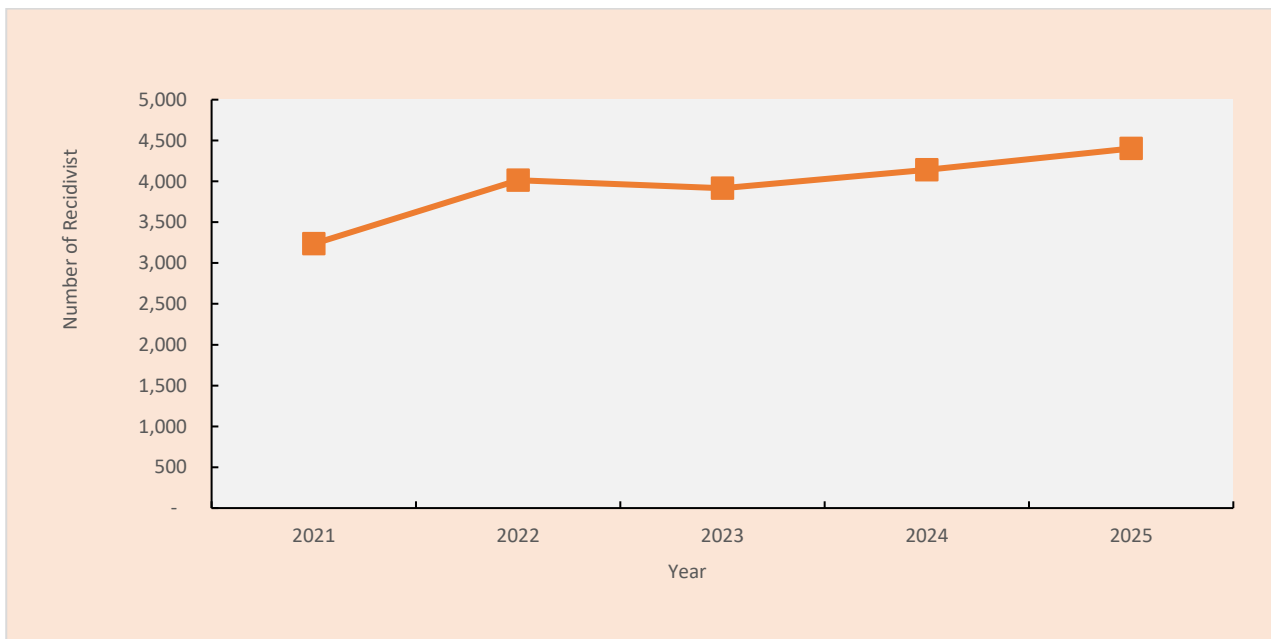
**Figure 9.2** Number of Offenders Received in Prisons; Mainland Tanzania, 2021–2025



**Figure 9.3** Number of Released Offenders; Mainland Tanzania, 2021 – 2025



**Figure 9.4** Number of Recidivist Offenders; Mainland Tanzania, 2021 – 2025



## 9.2 Types of Offenses with the Largest Number of Offenders Present and Received to Prisons

In the past five years, statistics show that the offense with the largest number of offenders, both those admitted and those already in prisons, is theft across all groups of offenders (Table No. 9.2).

**Figure 9.2 Types of Offenses with the Largest Number of Offenders Present and Received to Prisons; Mainland Tanzania, 2021 – 2025**

Types of offenses with the largest number of offenders received to prisons	2021	2022	2023	2024	2025
<b>Convicts</b>					
Theft	8,435	11,782	8,857	9,381	8,648
Causing bodily harm	1,748	2,685	2,415	2,676	3,249
Burglary and theft	1,927	1,840	2,053	1,980	1,594
Rape	996	942	774	885	1,241
Robbery	416	1,038	861	996	570
<b>Remands</b>					
Theft	18,706	24,820	23,280	24,139	25,616
Causing bodily harm	11,195	8,548	7,932	8,186	8,321
Robbery	7,297	8,765	8,005	8,596	9,459
Possession of Government trophies	4,385	6,372	6,206	6,268	6,905
Burglary and theft	4,867	4,802	4,766	4,832	12,328
Types of offenses with the largest number of offenders present in prisons	2021	2022	2023	2024	2025
<b>Convicts</b>					
Theft	3,724	5,218	5,243	5,103	3,583
Causing bodily harm	974	2,027	2,005	1,909	1,083
Burglary and theft	1,547	1,743	1,650	1,815	728
Rape	1,829	758	778	867	1,462
Murder	476	668	802	890	894
<b>Remands</b>					
Theft	1,898	2,610	1,679	1,569	1,271
Causing bodily harm	688	465	287	287	159
Burglary and theft	801	996	800	645	69
Rape	688	412	197	163	183
Murder	4,831	279	134	142	247

Source: Tanzania Prisons Services

## **CHAPTER TEN**

### **Strategic Approaches to Preventing and Addressing Inmate-Related Challenges in The Efforts to Reduce Crime Nationally**

#### **10.0 Introduction**

This Chapter provides a comprehensive explanation of the strategic measures implemented by the Tanzania Prisons Service in addressing various challenges related to inmates, with the objective of contributing to national efforts aimed at reducing crime. The central purpose is to demonstrate a systemic transformation from a purely punitive approach toward an integrated correctional model that emphasizes rehabilitation, reintegration, and social inclusion of offenders.

The chapter further outlines how statistics, research findings, and operational reports are utilized as key tools in planning, implementing, and improving rehabilitation and inmate management programs. Additionally, it elaborates on strategies for strengthening safety and stability within prisons through the control of contraband and prevention of criminal behaviour.

Overall, these strategies aim to create a secure environment that enables inmates to undergo behavioral transformation and return to society as law-abiding, productive and responsible citizens.

#### **10.1 Recidivism Prevention Strategy**

Preventing recidivism lies at the core of modern prison reforms. The objective is not merely to incarcerate offenders, but to facilitate their behavioral, intellectual, and economic transformation so that upon completion of their sentences, they are able to live law-abiding lives and contribute to societal development. Implementation is undertaken pursuant to Section 62 of the Prisons Act, Cap 58 [R: E, 2023], and Regulation 404 of the Prisons Standing Orders 4<sup>th</sup> Edition, 2003.

##### **10.1.1 Vocational Skills and Entrepreneurship Training Programs**

Crime is largely driven by poverty, unemployment, and lack of skills. Through vocational training programs, inmates are equipped with skills aligned with current national and international labour market demands. Training is offered in various trades including electrical installation, carpentry, tailoring, welding, modern agriculture, and livestock keeping.

By adopting curricula accredited by relevant authorities such as VETA and the Arusha Institute of Accountancy (IAA), inmates obtain nationally recognized certificates, enabling them to secure employment or establish self-employment upon release. This strategy seeks to transform prisons into centers of productivity, knowledge, and skills development rather than institutions of punishment

alone. In 2025 239 Prisoners were awarded certificates of various skills by IAA upon successful completion of their training.

### **10.1.2 Psychological and Spiritual Rehabilitation Programs**

Sustainable behavioral change begins with transformation of mindset and perception. Many inmates enter prison with psychological challenges such as stress, anger, trauma, or negative attitudes toward society.

Through counseling and psychological therapy, professionals assist inmates in identifying triggers of their criminal behavior and equip them with emotional regulation and sound decision-making skills. In parallel, spiritual and moral education is provided in collaboration with religious leaders to strengthen ethical foundations, accountability, and moral responsibility.

The integration of psychological therapy and spiritual guidance fosters deep and lasting internal transformation, thereby reducing the likelihood of reoffending.

### **10.1.3 Addiction Treatment Programs**

Addiction treatment programs are essential in helping inmates with challenges related to drug and alcohol abuse to overcome dependency and regain their ability to live disciplined and productive lives. These programs involve counseling, behavioral therapy, education on the harmful effects of addiction, and professional follow-up to support individuals in changing their behavior and avoiding relapse after release. Their implementation contributes to reducing the likelihood of reoffending and enhances the overall success of inmate rehabilitation.

### **10.1.4 Mental Health Programs**

A significant proportion of criminal behavior is associated with mental health challenges. Failure to identify and address these root causes leads to a continuous cycle of crime.

The Prison Service implements specialized addiction treatment programs that include counseling, support groups, behavioral therapy, and professional monitoring. In addition, inmates with mental health challenges are provided with medical services in collaboration with health professionals, including assessment, treatment, and follow-up of their conditions.

This strategy aims to address the underlying causes of criminal behavior, thereby reducing the risk of inmates reoffending after release.

### **10.1.5 Sports and Health Programs**

Sports and physical exercise programs are implemented to enhance physical and mental well-being, reduce stress, and strengthen discipline and unity among inmates.

### **10.1.6 Pre-Release Preparation Programs**

Pre-release preparation serves as a critical bridge between prison life and reintegration into society. At this stage, inmates are prepared psychologically, socially, and economically for a fresh start.

These programs include life skills training such as financial management, entrepreneurship, communication, social relations, and job-seeking techniques. Efforts are also made to prepare families and communities to receive former inmates in order to reduce stigma and social rejection.

This process minimizes transition shock and strengthens the prospects of successful reintegration

## **10.2 Strategy for Controlling Crime and Disciplinary Offences within Prisons**

The objective of this strategy is to ensure that prisons remain correctional institutions rather than breeding grounds for criminal networks.

### **10.2.1 Use of Modern Security Technologies**

The Tanzania Prisons Service has strengthened the use of modern security technologies such as CCTV surveillance systems, scanners, and contraband detection equipment at entry points. The National Development Vision 2050 (DIRA 2050) has emphasized this on page 19.

These technologies prevent the smuggling of mobile phones, drugs, weapons, and other prohibited items while enhancing transparency and reducing risks associated with human error or corruption.

### **10.2.2 Strengthening Internal Intelligence Systems**

The internal intelligence system focuses on gathering and analyzing information concerning inmate conduct, particularly high-risk or influential individuals. The National Development Vision 2050 (DIRA 2050) has emphasized this on page 19.

Through this system, administrative measures such as transfers, classification adjustments, or enhanced supervision are taken proactively before security incidents occur, thereby preventing unrest, violence, or escape attempts.

### **10.2.3 Disciplinary System and Internal Sanctions**

To maintain order and discipline, a system of internal disciplinary sanctions addresses offences committed within prisons. These measures are taken in accordance to Human Rights as enshrined in

the Constitution of the United Republic of Tanzania, 1977; Sections 32-37 of the Prisons Act, Cap. 58 [R: E 2023]; the Prisons (Prison Offences) Regulations, G.N. No. 13 of 1968 and regulation 433-442 of the Prisons Standing Orders 4<sup>th</sup> Edition, 2003

These sanctions are corrective rather than punitive in nature and contribute to the rule of law and institutional stability.

#### **10.2.4 Classification, Segregation, and Management of Special Categories**

To break the cycle of crime, inmates are classified based on the gravity of their offences, criminal history, and risk level. These categories are in accordance with Sections 28 and 29 of the Prisons Act, Cap. 58 [R: E 2023]; Regulations 3–6 of the Prisons (Prison Management) Regulations, G.N. No. 19 of 1968; and regulation 415, 428, 487-494, 502-503 of the Prisons Standing Orders 4<sup>th</sup> Edition, 2003.

Separating habitual offenders from first-time offenders prevents the transfer of criminal skills and enhances rehabilitation prospects.

### **10.3 Community and Stakeholders Engagement Strategy**

This section focuses on strengthening collaboration between the Tanzania Prisons Service, government institutions, non-governmental organizations, faith-based institutions, the private sector, and the community in rehabilitating offenders and reducing recidivism. It recognizes that rehabilitation does not end within prison walls but requires inclusive community support systems providing psychological, economic, and moral assistance after release, this is pursuant to Sections 62 and 81 of the Prisons Act, Cap. 58 [R: E, 2023].

Through such collaboration, alternative sentencing mechanisms and post-release supervision programs are enhanced to ensure that former inmates continue their lives in a lawful, productive and accountable to the entire community. Stakeholders also provide life skills training, employment support, small capital assistance, counseling services, and social support, thereby reducing stigma and strengthening public safety.

#### **10.3.1 Implementation of Alternative Sentencing Mechanisms**

Mechanisms such as Parole, Extra Mural Labour (EML) and Community Service serve as legal tools to reduce prison overcrowding while providing opportunities for rehabilitation within the community under legal supervision.

Their implementation is governed by the Parole Boards Act, Chapter 400 [R: E, 2023] and its Regulations; the Community Service Act, Cap. 291 [R:E, 2023] and its Regulations; and Section 52

of the Prisons Act, Cap. 58 [R:E, 2023], the Prisons (Extra Mural Penal Employment) Regulations, G.N. No. 77 of 1968, and Regulation 641-648 of the Prisons Standing Orders 4<sup>th</sup> Edition, 2003.

### **10.3.2 Establishment of Transitional Housing Facilities**

Transitional housing facilities are proposed to support former inmates by providing temporary accommodation, basic services, and social support prior to full independence, this is pursuant to Section 81 of the Prisons Act, Cap. 58 [R: E 2023].

## **CHAPTER ELEVEN**

### **Conclusion**

#### **11.0 Introduction**

According to the Prisons Act Cap. 58 [R:E 2023] which govern TPS, it still needs more professional and skilled prisons staff to help increase efficiency in accomplishing its tasks.

The Tanzania Prisons Service Statistical Report presents information on the actual situation of prisons in the country. It gives statistical information that will enable the TPS in monitoring, evaluating and providing strategies (short, medium and long term). The aim is to enhance various development activities and make appropriate decisions in time. It is essential for the TPS to use statistical data presented in this report in executing its functions by preserving and rehabilitating offenders to enable them to be good citizens after completing their sentences.

Furthermore, the statistical data will enable the TPS to collaborate with other development organs for the purpose of improving offenders lively hood and bring meaningful contribution in fighting against poverty with the ultimate aim of raising national economy. Eventually, this will help the public to visualize the prison as an instrument in correcting offenders behaviour for the benefit of the entire community instead of visualizing it as an instrument of prosecution.

In addition, the statistical data will enable the TPS to give substantial advice to security organs and other stake holders of Criminal Justice on how to combat crime in the country so that society can participate in development activities peacefully. By doing so the TPS will create conducive environment for citizens, institutions, investors and the nation as a whole as stipulated in the National Development Vision 2050 (DIRA 2050)

Although the TPS is doing well in executing its functions, yet there are various challenges that need attention for the department to achieve its goals. Some of the challenges are as follows: -

- Presence of pregnant prisoners and those with children:
- There is a shortage of vital assets including vehicles and equipment for ICT, medical and agricultural purposes.
- Poor infrastructure that hinder proper segregation of offenders in prisons.
- Presence of large number of recidivists
- The presence of children in prisons who are in conflict with the law

## **11.1 Recommendations**

- In reference to the increasing number of pregnant prisoners and those with children in prisons, more legal efforts should be made to enable those with minor offences to be awarded alternative sentences.
- The TPS should be provided with enough resources (financial and equipment) to adopt to the scientific and technological advancement in order to strengthen rehabilitation services of offenders.
- Other Institutions and civil societies should continue to educate the community concerning the effect of engaging in criminal activities especially the wave of crime committed by working age group.
- The prisons service should be strengthened to enable it to provide public education to communities, other security organs and various stakeholders regarding convicts who are released from prisons in order to reduce stigmatization
- The government should consider the possibility of increasing the number of approved schools and remand homes for children who are in conflict with the law.



## **Commissioner General of Prisons**

**Prisons Service Headquarters**

**Arusha Road, Msalato Area**

**P.O. Box 1176, DODOMA**

**Tell: (+255) - 0262 323 300**

**e-mail: [info@prisons.go.tz](mailto:info@prisons.go.tz)/[cgp@prisons.go.tz](mailto:cgp@prisons.go.tz)**

**Website: [www.magereza.go.tz](http://www.magereza.go.tz)**

### **Social Media**



**Magagerezatanzania**



**[info@prisons.go.tz](mailto:info@prisons.go.tz)**



**Magereza T**